



## Monthly Meeting, March 1, 2013

La Plata County Courthouse, Anasazi Room, 1:30 pm to 3:30 pm

(To participate via teleconference, please call 661-673-8600 and then enter participant code 850589#)

### AGENDA

**1:30 pm**      **1. Meeting Called to Order & Introductions:** Bryce Capron Chair

#### **Additions/Changes to the Agenda**

#### **2. Consent Agenda**

- A. Approval of Board Meeting Minutes for Friday February 2, 2012
- B. Financial Report for December 2012, January 2013

**2:00**            **3. Discussion**

- A. EagleNet
  - i. Up-Date
  - ii. Proposal & Next Steps

B. Legislative Committee

C. Meeting dates

D. El Pomar

**2:50**            **4. Decision**

- A. SWCCOG Existing Business
- B. SWCCOG New Business

**3:10**            **5. SWCCOG Priority Project Reports**

#### **A. Telecommunications**

- i. General Manager Services Report
- ii. Responsible Administrator Report
- iii. Telecommunications Committee Chair Report

#### **B. SWCCOG Directors Reports**

- i. All Hazards Committee Grant update – Nothing to Report
- ii. Training Opportunities – Regional Planning
- iii. DoLA Grant
- iv. Housing (under DoLA Report)
- v. Transit Council minutes & update
- vi. GIS
- vii. Public Safety
- viii. Final revisions of documents amended at prior meeting:
  - Reallocation of SCAN Grant Funds
  - Advanced Telecommunications Systems Network Policy Resolution 13-03

**Announcements-** Next regular meeting will be April 1, 2013, 1:30–3:30 pm at the La Plata Courthouse.

**3:30 pm**      **Adjourn**



**Monthly Meeting, February 1, 2013**

**Meeting Minutes – Actions**

<b>Members Present:</b>  Bryce Capron, Town of Dove Creek Miriam Gillow-Wiles, Town of Ignacio Shale Hale, City of Cortez Joe Kerby, La Plata County (A) Chris La May, Town of Bayfield (A) Ron LeBlanc, City of Durango (A) Bobby Lieb, La Plata County Clifford Lucero, Archuleta County Ryan Mahoney, Town of Dolores David Mitchem, Town of Pagosa Springs Michelle Nelson, Town of Bayfield Todd Starr, Archuleta County Willy Tookey, San Juan County Jason Wells, Town of Silverton Michael Whiting, Archuleta County Dick White, City of Durango	<b>Guests:</b>  Ken Charles, DoLA Wanda Cason, Senator Udall's Office Darlene Marcus, Congressman Tipton's Office John Whitney, Senator Bennett's Office Pat Swonger, EagleNet Sherri Dugdale, City of Durango  <b>Staff/Consultants:</b> Susan Hakanson Erica Keter Dr. Rick Smith Cynthia Aspen
---	--

**1:30 pm**      **1. Meeting Called to Order & Introductions:** Bryce Capron Chair

**Additions/Changes to the Agenda**

**2. Consent Agenda**

A. Approval of Board Meeting Minutes for Friday, December 2, 2012

*One change was made to the minutes to reflect a name correction.*

B. Financial Report for December 2012

*Questions were asked regarding the December financial reports. Commissioner Lieb asked about where the SWCCOG dues show up in the revenues.*

*Line Item 5639 reflecting 113.5% of budget spent on Region 9's own fee was questioned. This number should be a final number for 2012, and staff requested more information before approval of the report.*

*The December financial report questions will be pursued and answered for the March 2013 agenda.*

## 2. A Draft Minutes

**Motion:** **Bobby Lieb** “To approve the minutes as amended and to omit financial report pending budget questions.”

**Second:** **Dick White**

**Approved**  Yes  No

**2:00**

### **3. Discussion**

#### A. EagleNet

- i. Up-Date
- ii. Proposal & Next Steps
- iii. Forest Service Comments

*Dr. Rick Smith gave the board an update regarding on-going meetings surrounding the EagleNet project. Susan Hakanson and Dr. Rick traveled to Denver on January 28<sup>th</sup> to meet with several parties connected to the project. They met with:*

*Senator Ellen Roberts*

*Geoff Wilson, CML*

*Pete Kirchhoff, CTA*

*Tony Hernandez, DoLA*

*Mike Ryan, Eagle-Net*

*Brian Sheppard, Gov. Office of IT*

*The same information and presentation was made to each group. Dr. Rick and Ms. Hakanson took the opportunity to listen and express the SWCCOG’s desire to help the Eagle-Net project come to completion.*

*On Tuesday, January 29<sup>th</sup>, members of the SWCCOG Board, SCAN staff, elected officials and NTIA staff met to discuss the future of the Eagle-Net project. The conversation was productive and there is hope that some progress was made toward a positive end.*

*iii The board discussed penning a letter of support to the Forest Service for the EagleNet project as individual entities or as a SWCCOG. Jason stated that anything we can do on a positive note to push things along with Eaglenet, we should seize the opportunity in addressing the 160/550 route.*

*Susan/ Dr. Rick addressed a question about “Educational Fiber” in which the Forest Service does differentiate, and is concerned with ANY fiber going into the ground.*

*The board felt a SWCCOG letter was appropriate; in the letter they wanted us to be supportive of the proposed Eaglenet routes as well as alternatives.*

***Board has directed staff to move forward with letter of support.***

#### B. Legislative Committee

*The SWCCOG Legislative Committee met on Thursday, January 31 to discuss legislation that has been proposed to date in the Colorado state and senate that may have ramifications for our member entities. It was discussed that the SWCCOG should*

## 2. A Draft Minutes

*focus on legislation where:*

- *Both CCI and CML have taken like positions,*
- *Items encroach on local control,*
- *Items propose unfunded mandate.*

*Approval of Legislative Committee recommended action including:*

*Oppose SB13-025, "Collective Bargaining Firefighters",*

*Oppose HB13-1107, "Prohibit Collective Bargaining Public Employees.*

*Oppose HB13-1090, "Construction Contractor Subcontractor Prompt Pay".*

*Oppose HB13-1093, "Bidding for Local Government Procurement Contracts".*

*Support SB13-048, "Authorize Local Government Use of HUTF for Transit".*

*Oppose SB13-023, contingent on CCI also opposing the bill.*

*The committee requested that the board vote on recommended positions for each bill separately, and in order of importance; with the following outcomes:*

**Motion:** **Willy Tookey** "Letter in Opposition to SB13-025"

**Second:** **Michelle Nelson**

**Approved**  Yes  No

**Motion:** **Willy Tookey** "Letter in Opposition to HB13-1107"

**Second:** **Shane Hale**

**Approved**  Yes  No

**Motion:** **Shane Hale** "Letter in opposition to HB13-1090"

**Second:** **Willy Tookey**

**Approved**  Yes  No

**Motion:** **Willy Tookey** "Letter in opposition to HB13-1093"

**Second:** **Jason Wells**

**Approved**  Yes  No

**Motion:** **Bobby Lieb** "Letter in support of SB13-048"

**Second:** **Shane Hale**

**Approved**  Yes  No

**Motion:** **Willy Tookey** "Letter in opposition to SB13-023, contingent on CCI also opposing the bill"

**Second:** **Shane Hale**

**Approved**  Yes  No

## C. Training Opportunities

*SWCCOG was asked to potentially host a regional training for Planning Commissions and Planning Commission members, bring a trainer down from Denver for some of our smaller*

## 2. A Draft Minutes

*communities and potentially for our larger ones as well, to bring in the CML/CCI perspective and host a training for our smaller communities.*

*The DoLA office of Smart Growth offers a “Planning 101” Training, where they come to your community and do the training with no cost associated. It is aimed toward staff, boards, and commissions.*

*Joe Kerby suggested staff work with LPC Planning Director Damian Peduto, who is putting together training for LPC commissioners this year. LPC is planning to offer one each quarter. Staff will be proposing the training plans at the next meeting. SWCCOG members were invited to join and Susan will coordinate with Damian to make sure we aren’t duplicating services in the region.*

*The Board commented that commissioners may be more willing to accept the information if it comes from someone local. Look at moving quarterly meetings around the region, avoiding a La Plata- centric focus.*

*Staff also discussed the potential to look into shared services between communities; hiring someone to SWCCOG who serves multiple counties, specifically in IT, Engineering, etc. Ignacio is using LPC as building inspectors, which has been successful and significantly reduced the cost to community members.*

**2:50**

### **4. Decision**

#### **A. SWCCOG Existing Business**

##### **i. Operations of SCAN Network on Third Reading**

*Discussion of E-Rate: The SWCCOG’s ability to serve school districts and other Tier II organizations was discussed. The school district was concerned about their ability to participate in the SCAN network without E-rate capabilities. Staff found out it would not preclude them from access to other funding from E-Rate.*

- Maintenance is primary goal, we are NOT charging for service.*
- SWCCOG does not want to be construed as a provider*
- The SCAN has to provide open access out of the network, which providers have agreed to.*
- Some concerns this may be against the spirit of the project in terms of aggregating demand and therefore connectivity.*
- Concern for school districts as “non-viable, direct consumers”*

***The following changes to the Operations Policy were requested by the board:***

- The word “**must**” in definition of unserved or underserved changed to “**should strive to**”*
- Change “**broadband**” to “**advanced telecommunication systems**”*
- Under Ramp Fee, bullets 2 and 3 are combined*
- Under Leased Assets we based the fees on 5% of Gross revenue*
- Capability to offer E-Rate to Tier II*

**Motion: Bobby Lieb** “Approve as amended”

**Second: Ryan**

**Approved**  Yes  No

##### **ii. Reallocation of Grant Funds on Third Reading**

**Motion: Willy Tookey** “Motion to approve as presented”

**Second: Michael Whiting**

**Approved**  Yes  No

2. A Draft Minutes

- B. SWCCOG New Business
- i. Fee Schedule Resolution and Appendix A Fee Schedule on First Reading

*Dr. Rick explained the fees, minor grammatical changes were made and the resolution was adopted.*

**Motion:** Bobby Lieb

**Second:** Ryan Mahoney

**Approved**  Yes  No

3:10

**5. SWCCOG Priority Project Reports**

**A. Telecommunications**

- i. General Manager Services Report
- ii. Responsible Administrator Report – No Report Submitted
- iii. Telecommunications Committee Chair Report
- iv. E-Rate (Spin #)

**B.** All Hazards Committee Grant update

**C.** Transit Council minutes & update

**D.** CARO Minutes December 2012

**E.** CIRSA

**Announcements-** Next regular meeting will be March 1, 2013, 1:30–3:30 pm at the La Plata Courthouse.

3:30 pm

**Adjourn**

**GOAL:** To connect all municipalities in the region with a fiber network by maximizing the fiber investment made by the private sector, the Southwest Colorado Council of Governments (SWCCOG) and the federal government in southwest Colorado.

**FACTS:** Southwest Colorado has challenging terrain for fiber projects whether buried or aerial installations are contemplated.

The local carriers have substantial investments in fiber routes throughout the southwest. The combined routes connect approximately 80% of the southwest (see attached map).

The SWCCOG has a \$4 million fiber investment with major funding coming from Colorado's Department of Local Affairs (DoLA) connecting the schools and government buildings in each of its member municipalities.

The local fiber loops connect the schools, libraries, municipal and county buildings together and bring them to a neutral location.

Many of the SWCCOG's smaller municipalities partnered with the local carriers to complete their local fiber loops through a collaborative effort.

**STATUS:** The southwest local fiber carriers currently connect 80% of its municipalities through a system of fiber routes.

The southwest wireless carriers currently provide middle mile and last mile connectivity to customers with a backhaul services component as well.

Each of the SWCCOG member municipalities has scheduled or completed a local fiber loop connecting schools, libraries, municipal and county government buildings.

Eagle Net has installed empty conduit sporadically around the southwest, mainly in Montezuma and Dolores Counties.

**COG Beliefs:** Oversight, transparency, accountability, and public access information are important components of all broadband development projects funded by tax payer's money.

Public funds allocated for broadband development may be used to compensate for the lack of private broadband investment in unserved and underserved communities, such as rural areas and low-income areas.

The SWCCOG defines underserved as: The ability of an organization to continually utilize applications and tools to meet the organizational mission and goals. As applications are enhanced with a need for increased broadband capabilities and the current infrastructure cannot support the increased need, the area is deemed underserved.

**OPTIONS:** The SWCCOG recognizes three plausible options for the NTIA and Eagle Net to complete the middle mile fiber network in the time allotted.

- 1) Eagle Net work cooperatively with the local providers to complete the middle mile fiber network utilizing local providers' assets currently installed. Elimination of duplicate/parallel fiber builds in order to maximize NTIA funding, local carrier investment and the DoLA funded SCAN project.
- 2) The SWCCOG assist NTIA and Eagle Net by facilitating a collaborative effort on Eagle Net's behalf between local carriers and NTIA to complete the middle mile fiber network utilizing local providers' assets currently installed. Elimination of duplicate/parallel fiber builds in order to maximize NTIA funding, local carrier investment and the DoLA funded SCAN project.
- 3) The SWCCOG and the local carriers collaborate to acquire the necessary funding to complete the middle mile fiber network utilizing local providers' assets currently installed. Elimination of duplicate/parallel fiber builds in order to maximize the funding, local carrier investment and the DoLA funded SCAN project.



Grand Junction

Denver

Dove Creek

Rico

Silverton

LEGEND

Tri-State Sub-Station



Multiple Fiber Routes



Single Fiber Route



Pleasantview

Dolores

Cortez

Mancos

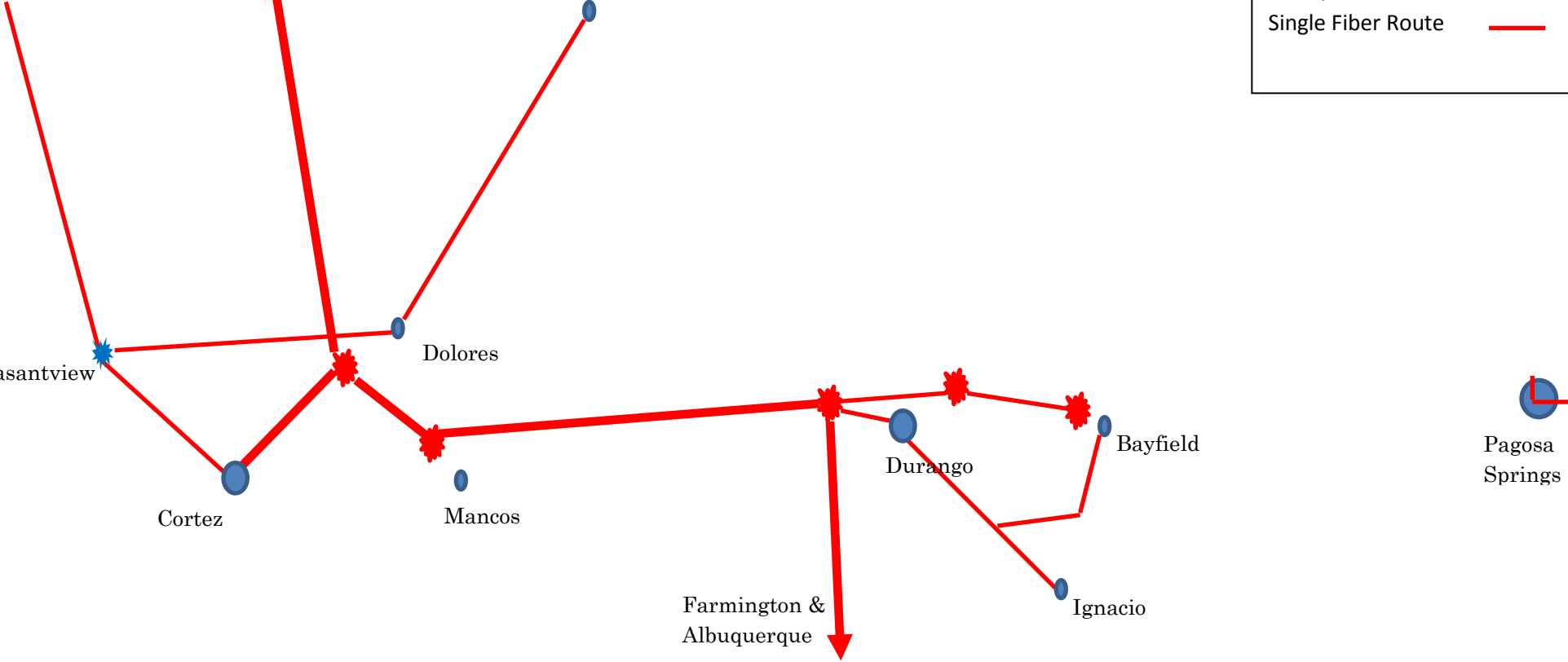
Durango

Bayfield

Pagosa Springs

Farmington & Albuquerque

Ignacio





February 14, 2013

To Whom It May Concern;

On behalf of the Board of the Southwest Colorado Council of Governments (SWCCOG), I am writing to you to voice support for approval of special use authorization for the Eagle-Net project. Completion of this project is important to our region and these two sections including US Highway 160 between South Fork and Durango, and the US Highway 550 from Durango to the Tri-State Cascade Village Sub-Station are areas that represent critical "middle mile" sections that are not now connected with fiber.

The SWCCOG, representing Archuleta, La Plata County, San Juan and Dolores Counties, as well as all 11 municipalities within the region are investing \$4 million dollars in broadband fiber systems, called the SCAN, that link the governmental buildings, and in some areas schools and libraries, within communities. The Eagle-Net project is an important link for this project between communities, allowing for efficient and effective communication for regional government.

Without Eagle-Net, neither Silverton/San Juan County, or Pagosa Springs/Archuleta County have broadband fiber connectivity. Because of our small population bases and remote communities, it is not cost effective for private industry to serve these communities. The Eagle-Net project, being built in part with a federal grant, is perhaps our only hope of reaching these populations with critical fiber connectivity.

The SWCCOG is working with Eagle-Net in the region to assist in any way we can to help bring this project to completion. We would support the plan as presented or alternate plans that might alleviate environmental concerns or better avoid sensitive areas.

Thank you for your consideration,

Susan Hakanson  
Southwest Colorado Council of Governments, Director  
1060 East 2<sup>nd</sup> Ave  
Durango, CO 81310  
970-382-6212  
susan.hakanson@co.laplata.co.us

2.B 1

- Announcement/Proclamation
- Special Presentation
- Report

- Consent
- Decision

**AGENDA SUBMISSION FORM**  
**Southwest Colorado Council of Governments**

Date of Board Meeting: March 1, 2013		<input type="checkbox"/>
Staff: Region 9	Presentation Time: 2 minutes	<input type="checkbox"/>
Subject: December 2012 Financials	Discussion Time: 5 minutes	
Reviewed by Attorney? <input type="checkbox"/> Yes   Attorney: _____ <input checked="" type="checkbox"/> N/A <input type="checkbox"/> No fiscal impact Committee Approval _____ <input type="checkbox"/> Yes <input checked="" type="checkbox"/> N/A		

**Background:**

In your packet are the December financial reports produced through Quick books for the SWCCOG. The first page is the Combined Balance Sheet by Class through December showing \$50,543.87 in total assets and net income of \$31,106.34.

The second sheet is the Profit/Loss Budget vs. Actual which shows that the SWCCOG was under budget by \$11,237. Each account is then outlined on the next pages. Most of the budget underage came in Fund #830 (\$31,436) as community requests for reimbursement prior to the end of the year was less than predicted.

There were questions at the last meeting regarding Fund #830. One was about the MidState invoice 1211-0075 for \$2,025.00, paid in December 2012. Details of this invoice were sent to Susan Hakanson, Bryce Capron and Dick White after the January 2013 meeting. The invoice period was 11/4/12-11/17/12 and related to MidState's transition report. Specifically the preparation of the summaries for the Self Performance Transition, which can all be found in the Dropbox.

The other question regarding Region 9 going over budget in their line item 5638. An explanation was also emailed to the SWCCOG Chair, Treasurer and Susan Hakanson since the last meeting. In summary, approval of the 2012 budget revision was needed at the December meeting, and all accounts needed to be estimated for the last two months of the year for the December Board packets. The final two months of Region 9 expenses were underestimated as month expenses for November and December were not in. Also, the budget preparation for revising 2012, and developing 2013, plus the report to DoLA took more time than anticipated.

Region 9 has a 3 year contract as part of the telecom grant for \$120,000. Region 9 bills the COG for their expenses associated with the grant. Most of the expense is in salaries. Region 9 then writes a check to the COG for 25% of the salaries as match. The grant reimburses the COG 75% of the salaries and Region 9 has paid the other 25%. Currently, Region 9 has been paid \$132,336 but has paid back to the COG \$32,626 for a net of \$99,710. Region 9 is still under the

2.B 1

\$120,000. Also, starting January of 2013 Region is matching 50% of salaries trying stretch out the remaining amount left on the contract and will not go over the \$120K.

The 2012 budget does not need to be further revised as long as the total fund expenses are not over budget. Specifically, any single budget line item overages are allowable, as state statute dictates that only the entire fund actual expenditures cannot exceed total budgeted expenditures. Region 9 staff has correspondence from our auditor, Todd Beckstead, explaining government requirements for over-budget expenditures. We also have information from the DOLA budgeting class confirming this explanation.

**Other Financial Updates:**

- SWCCOG dues notices were sent out in February.
- Cynthia Aspen met with Susan in February and reviewed financials, 2013 budget and other financial related information.

---

**Fiscal Impact:**

As referred to above.

---

**Recommended Action:**

The recommended action is to approve the December Financial Statements.

---

**Accompanying Documents:**

Combined Balance Sheet by Class through December 2012

Combined Profit/Loss by Class through December 2012

---

---

ADDITIONAL INSTRUCTIONS

**Southwest Colorado Council of Governments  
Combined Balance Sheet by Class  
December 2012**

	100-General	200-All Hazards	830-Telecom	900-SCAN	TOTAL
<b>ASSETS</b>					
Current Assets					
Checking/Savings					
1001 · 1st Southwest Bank	28,646.23	0.00	0.00	0.00	28,646.23
Total Checking/Savings	28,646.23	0.00	0.00	0.00	28,646.23
Accounts Receivable					
1200 · Accounts Receivable	391.00	0.00	18,901.53	2,605.11	21,897.64
Total Accounts Receivable	391.00	0.00	18,901.53	2,605.11	21,897.64
Other Current Assets					
1090 · Due To/ Due From	364.48	-2,443.10	-1,882.52	3,961.14	0.00
1499 · Undeposited Funds	0.00	0.00	0.00	0.00	0.00
1550 · Prepaid expense	0.00	0.00	0.00	0.00	0.00
Total Other Current Assets	364.48	-2,443.10	-1,882.52	3,961.14	0.00
Total Current Assets	29,401.71	-2,443.10	17,019.01	6,566.25	50,543.87
<b>TOTAL ASSETS</b>	<b>29,401.71</b>	<b>-2,443.10</b>	<b>17,019.01</b>	<b>6,566.25</b>	<b>50,543.87</b>
<b>LIABILITIES &amp; EQUITY</b>					
Liabilities					
Current Liabilities					
Accounts Payable	0.00	0.00	0.00	0.00	0.00
20000 · Accounts Payable	0.00	0.00	0.00	0.00	0.00
Total Accounts Payable	0.00	0.00	0.00	0.00	0.00
Other Current Liabilities					
2200 · Deferred Revenue	0.00	0.00	0.00	0.00	0.00
2210 · Deferred Member Contributions	0.00	0.00	0.00	0.00	0.00
Total Other Current Liabilities	0.00	0.00	0.00	0.00	0.00
Total Current Liabilities	0.00	0.00	0.00	0.00	0.00
Total Liabilities	0.00	0.00	0.00	0.00	0.00
Equity					
32000 · Retained Earnings	15,491.74	0.00	3,945.79	0.00	19,437.53
Net Income	13,909.97	-2,443.10	13,073.22	6,566.25	31,106.34
Total Equity	29,401.71	-2,443.10	17,019.01	6,566.25	50,543.87
<b>TOTAL LIABILITIES &amp; EQUITY</b>	<b>29,401.71</b>	<b>-2,443.10</b>	<b>17,019.01</b>	<b>6,566.25</b>	<b>50,543.87</b>

**Southwest Colorado Council of Governments**  
**Profit & Loss Budget vs. Actual**  
 January through December 2012

	TOTAL			
	Jan - Dec 12	Budget	\$ Over Budget	% of Budget
<b>Income</b>				
4000 · Sales	8,310.00	8,310.00	0.00	100.0%
4005 · E-tics	9,270.11	9,271.00	-0.89	100.0%
4010 · Grant-DOLA Admin	46,602.81	88,000.00	-41,397.19	53.0%
4020 · Grant DOLA-Construction	542,724.95	760,000.00	-217,275.05	71.4%
4040 · Grant-Transit	13,847.38	14,000.00	-152.62	98.9%
4041 · All Hazards Grant	118,260.24	120,349.00	-2,088.76	98.3%
4950 · Match-GOV Admin	100,091.55	104,000.00	-3,908.45	96.2%
4951 · Match-GOV Construction	39,938.78	60,000.00	-20,061.22	66.6%
4952 · Region 9-Matching Funds	32,461.48	30,937.00	1,524.48	104.9%
4955 · In Kind Project Match	143,455.00	270,000.00	-126,545.00	53.1%
<b>Total Income</b>	<b>1,054,962.30</b>	<b>1,464,867.00</b>	<b>-409,904.70</b>	<b>72.0%</b>
<b>Cost of Goods Sold</b>				
5000 · Cost of Goods Sold	1,743.75	2,000.00	-256.25	87.2%
<b>Total COGS</b>	<b>1,743.75</b>	<b>2,000.00</b>	<b>-256.25</b>	<b>87.2%</b>
<b>Gross Profit</b>	<b>1,053,218.55</b>	<b>1,462,867.00</b>	<b>-409,648.45</b>	<b>72.0%</b>
<b>Expense</b>				
5200 · All Hazard Project	118,260.24	118,349.00	-88.76	99.9%
5510 · Travel & Ent	3,711.37	3,852.00	-140.63	96.3%
5512 · Meeting Exp	619.69	627.00	-7.31	98.8%
5515 · Legal Fees	11,918.68	12,064.00	-145.32	98.8%
5520 · Advertising	288.42	290.00	-1.58	99.5%
5521 · Website	120.00	120.00	0.00	100.0%
5525 · Audit	8,250.00	8,250.00	0.00	100.0%
5527 · Internet & software	112.50	113.00	-0.50	99.6%
5532 · Postage	161.62	132.00	29.62	122.4%
5535 · Printing/Reproduction	457.50	458.00	-0.50	99.9%
5540 · Membership/Sub	250.00	250.00	0.00	100.0%
5550 · Supplies	193.23	194.00	-0.77	99.6%
5555 · Liability Insurance	3,897.00	3,897.00	0.00	100.0%
5637 · SCAN GM	61,750.00	65,000.00	-3,250.00	95.0%
5638 · Region 9 EDD	53,112.38	47,014.00	6,098.38	113.0%
5639 · Infor Services-Project Mgmt	2,200.00	2,500.00	-300.00	88.0%
5640 · Consulting	731.25	900.00	-168.75	81.3%
5641 · Regional Project Mgmt	52,578.77	50,600.00	1,978.77	103.9%
5642 · Project Engineering & Mgmt	104,029.84	105,000.00	-970.16	99.1%
5643 · Transit	13,183.34	13,184.00	-0.66	100.0%
5644 · AmeriCorp Member	2,199.77	2,200.00	-0.23	100.0%
5645 · Project Construction	431,241.50	760,000.00	-328,758.50	56.7%
5650 · training/conf	120.00	240.00	-120.00	50.0%
5941 · E-tics expense	9,270.11	8,870.00	400.11	104.5%
5955 · In Kind Project expense	143,455.00	270,000.00	-126,545.00	53.1%
<b>Total Expense</b>	<b>1,022,112.21</b>	<b>1,474,104.00</b>	<b>-451,991.79</b>	<b>69.3%</b>
<b>Net Income</b>	<b>31,106.34</b>	<b>-11,237.00</b>	<b>42,343.34</b>	<b>-276.8%</b>

**Southwest Colorado Council of Governments**  
**Profit & Loss Budget vs. Actual**  
 January through December 2012

	100-General			
	Jan - Dec 12	Budget	\$ Over Budget	% of Budget
<b>Income</b>				
4000 · Sales	0.00			
4005 · E-tics	0.00			
4010 · Grant-DOLA Admin	0.00			
4020 · Grant DOLA-Construction	0.00			
4040 · Grant-Transit	13,847.38	14,000.00	-152.62	98.9%
4041 · All Hazards Grant	0.00			
4950 · Match-GOV Admin	13,999.00	14,000.00	-1.00	100.0%
4951 · Match-GOV Construction	0.00			
4952 · Region 9-Matching Funds	20,000.00	20,000.00	0.00	100.0%
4955 · In Kind Project Match	0.00			
<b>Total Income</b>	<b>47,846.38</b>	<b>48,000.00</b>	<b>-153.62</b>	<b>99.7%</b>
<b>Cost of Goods Sold</b>				
5000 · Cost of Goods Sold	0.00			
<b>Total COGS</b>	<b>0.00</b>			
<b>Gross Profit</b>	<b>47,846.38</b>	<b>48,000.00</b>	<b>-153.62</b>	<b>99.7%</b>
<b>Expense</b>				
5200 · All Hazard Project	0.00			
5510 · Travel & Ent	908.34	1,352.00	-443.66	67.2%
5512 · Meeting Exp	393.14	400.00	-6.86	98.3%
5515 · Legal Fees	3,563.60	3,564.00	-0.40	100.0%
5520 · Advertising	288.42	290.00	-1.58	99.5%
5521 · Website	120.00	120.00	0.00	100.0%
5525 · Audit	8,250.00	8,250.00	0.00	100.0%
5527 · Internet & software	0.00			
5532 · Postage	112.07	113.00	-0.93	99.2%
5535 · Printing/Reproduction	457.50	458.00	-0.50	99.9%
5540 · Membership/Sub	250.00	250.00	0.00	100.0%
5550 · Supplies	193.23	194.00	-0.77	99.6%
5555 · Liability Insurance	3,897.00	3,897.00	0.00	100.0%
5637 · SCAN GM	0.00			
5638 · Region 9 EDD	0.00			
5639 · Infor Services-Project Mgmt	0.00			
5640 · Consulting	0.00			
5641 · Regional Project Mgmt	0.00			
5642 · Project Engineering & Mgmt	0.00			
5643 · Transit	13,183.34	13,184.00	-0.66	100.0%
5644 · AmeriCorp Member	2,199.77	2,200.00	-0.23	100.0%
5645 · Project Construction	0.00			
5650 · training/conf	120.00	120.00	0.00	100.0%
5941 · E-tics expense	0.00			
5955 · In Kind Project expense	0.00			
<b>Total Expense</b>	<b>33,936.41</b>	<b>34,392.00</b>	<b>-455.59</b>	<b>98.7%</b>
<b>Net Income</b>	<b>13,909.97</b>	<b>13,608.00</b>	<b>301.97</b>	<b>102.2%</b>

**Southwest Colorado Council of Governments**  
**Profit & Loss Budget vs. Actual**  
 January through December 2012

	200-All Hazards			
	Jan - Dec 12	Budget	\$ Over Budget	% of Budget
<b>Income</b>				
4000 · Sales	0.00			
4005 · E-tics	0.00			
4010 · Grant-DOLA Admin	0.00			
4020 · Grant DOLA-Construction	0.00			
4040 · Grant-Transit	0.00			
4041 · All Hazards Grant	118,260.24	120,349.00	-2,088.76	98.3%
4950 · Match-GOV Admin	0.00			
4951 · Match-GOV Construction	0.00			
4952 · Region 9-Matching Funds	0.00			
4955 · In Kind Project Match	0.00			
<b>Total Income</b>	<u>118,260.24</u>	<u>120,349.00</u>	<u>-2,088.76</u>	<u>98.3%</u>
<b>Cost of Goods Sold</b>				
5000 · Cost of Goods Sold	0.00			
<b>Total COGS</b>	<u>0.00</u>			
<b>Gross Profit</b>	<u>118,260.24</u>	<u>120,349.00</u>	<u>-2,088.76</u>	<u>98.3%</u>
<b>Expense</b>				
5200 · All Hazard Project	118,260.24	118,349.00	-88.76	99.9%
5510 · Travel & Ent	443.10			
5512 · Meeting Exp	0.00			
5515 · Legal Fees	0.00			
5520 · Advertising	0.00			
5521 · Website	0.00			
5525 · Audit	0.00			
5527 · Internet & software	0.00			
5532 · Postage	0.00			
5535 · Printing/Reproduction	0.00			
5540 · Membership/Sub	0.00			
5550 · Supplies	0.00			
5555 · Liability Insurance	0.00			
5637 · SCAN GM	0.00			
5638 · Region 9 EDD	2,000.00	2,000.00	0.00	100.0%
5639 · Infor Services-Project Mgmt	0.00			
5640 · Consulting	0.00			
5641 · Regional Project Mgmt	0.00			
5642 · Project Engineering & Mgmt	0.00			
5643 · Transit	0.00			
5644 · AmeriCorp Member	0.00			
5645 · Project Construction	0.00			
5650 · training/conf	0.00			
5941 · E-tics expense	0.00			
5955 · In Kind Project expense	0.00			
<b>Total Expense</b>	<u>120,703.34</u>	<u>120,349.00</u>	<u>354.34</u>	<u>100.3%</u>
<b>Net Income</b>	<u><u>-2,443.10</u></u>	<u><u>0.00</u></u>	<u><u>-2,443.10</u></u>	<u><u>100.0%</u></u>



**Southwest Colorado Council of Governments**  
**Profit & Loss Budget vs. Actual**  
 January through December 2012

	830-Telecom			
	Jan - Dec 12	Budget	\$ Over Budget	% of Budget
<b>Income</b>				
4000 · Sales	0.00			
4005 · E-tics	0.00			
4010 · Grant-DOLA Admin	46,602.81	88,000.00	-41,397.19	53.0%
4020 · Grant DOLA-Construction	542,724.95	760,000.00	-217,275.05	71.4%
4040 · Grant-Transit	0.00			
4041 · All Hazards Grant	0.00			
4950 · Match-GOV Admin	86,092.55	90,000.00	-3,907.45	95.7%
4951 · Match-GOV Construction	39,938.78	60,000.00	-20,061.22	66.6%
4952 · Region 9-Matching Funds	12,461.48	10,937.00	1,524.48	113.9%
4955 · In Kind Project Match	143,455.00	270,000.00	-126,545.00	53.1%
<b>Total Income</b>	<b>871,275.57</b>	<b>1,278,937.00</b>	<b>-407,661.43</b>	<b>68.1%</b>
<b>Cost of Goods Sold</b>				
5000 · Cost of Goods Sold	0.00			
<b>Total COGS</b>	<b>0.00</b>			
<b>Gross Profit</b>	<b>871,275.57</b>	<b>1,278,937.00</b>	<b>-407,661.43</b>	<b>68.1%</b>
<b>Expense</b>				
5200 · All Hazard Project	0.00			
5510 · Travel & Ent	2,359.93	2,500.00	-140.07	94.4%
5512 · Meeting Exp	226.55	227.00	-0.45	99.8%
5515 · Legal Fees	8,355.08	8,500.00	-144.92	98.3%
5520 · Advertising	0.00			
5521 · Website	0.00			
5525 · Audit	0.00			
5527 · Internet & software	112.50	113.00	-0.50	99.6%
5532 · Postage	49.55	19.00	30.55	260.8%
5535 · Printing/Reproduction	0.00			
5540 · Membership/Sub	0.00			
5550 · Supplies	0.00			
5555 · Liability Insurance	0.00			
5637 · SCAN GM	61,750.00	65,000.00	-3,250.00	95.0%
5638 · Region 9 EDD	51,112.38	45,014.00	6,098.38	113.5%
5639 · Infor Services-Project Mgmt	2,200.00	2,500.00	-300.00	88.0%
5640 · Consulting	731.25	900.00	-168.75	81.3%
5641 · Regional Project Mgmt	52,578.77	50,600.00	1,978.77	103.9%
5642 · Project Engineering & Mgmt	104,029.84	105,000.00	-970.16	99.1%
5643 · Transit	0.00			
5644 · AmeriCorp Member	0.00			
5645 · Project Construction	431,241.50	760,000.00	-328,758.50	56.7%
5650 · training/conf	0.00			
5941 · E-tics expense	0.00			
5955 · In Kind Project expense	143,455.00	270,000.00	-126,545.00	53.1%
<b>Total Expense</b>	<b>858,202.35</b>	<b>1,310,373.00</b>	<b>-452,170.65</b>	<b>65.5%</b>
<b>Net Income</b>	<b>13,073.22</b>	<b>-31,436.00</b>	<b>44,509.22</b>	<b>-41.6%</b>

**Southwest Colorado Council of Governments**  
**Profit & Loss Budget vs. Actual**  
 January through December 2012

	900-SCAN			
	Jan - Dec 12	Budget	\$ Over Budget	% of Budget
<b>Income</b>				
4000 · Sales	8,310.00	8,310.00	0.00	100.0%
4005 · E-tics	9,270.11	9,271.00	-0.89	100.0%
4010 · Grant-DOLA Admin	0.00			
4020 · Grant DOLA-Construction	0.00			
4040 · Grant-Transit	0.00			
4041 · All Hazards Grant	0.00			
4950 · Match-GOV Admin	0.00			
4951 · Match-GOV Construction	0.00			
4952 · Region 9-Matching Funds	0.00			
4955 · In Kind Project Match	0.00			
<b>Total Income</b>	<b>17,580.11</b>	<b>17,581.00</b>	<b>-0.89</b>	<b>100.0%</b>
<b>Cost of Goods Sold</b>				
5000 · Cost of Goods Sold	1,743.75	2,000.00	-256.25	87.2%
<b>Total COGS</b>	<b>1,743.75</b>	<b>2,000.00</b>	<b>-256.25</b>	<b>87.2%</b>
<b>Gross Profit</b>	<b>15,836.36</b>	<b>15,581.00</b>	<b>255.36</b>	<b>101.6%</b>
<b>Expense</b>				
5200 · All Hazard Project	0.00			
5510 · Travel & Ent	0.00			
5512 · Meeting Exp	0.00			
5515 · Legal Fees	0.00			
5520 · Advertising	0.00			
5521 · Website	0.00			
5525 · Audit	0.00			
5527 · Internet & software	0.00			
5532 · Postage	0.00			
5535 · Printing/Reproduction	0.00			
5540 · Membership/Sub	0.00			
5550 · Supplies	0.00			
5555 · Liability Insurance	0.00			
5637 · SCAN GM	0.00			
5638 · Region 9 EDD	0.00			
5639 · Infor Services-Project Mgmt	0.00			
5640 · Consulting	0.00			
5641 · Regional Project Mgmt	0.00			
5642 · Project Engineering & Mgmt	0.00			
5643 · Transit	0.00			
5644 · AmeriCorp Member	0.00			
5645 · Project Construction	0.00			
5650 · training/conf	0.00	120.00	-120.00	0.0%
5941 · E-tics expense	9,270.11	8,870.00	400.11	104.5%
5955 · In Kind Project expense	0.00			
<b>Total Expense</b>	<b>9,270.11</b>	<b>8,990.00</b>	<b>280.11</b>	<b>103.1%</b>
<b>Net Income</b>	<b>6,566.25</b>	<b>6,591.00</b>	<b>-24.75</b>	<b>99.6%</b>

- Announcement/Proclamation
- Special Presentation
- Report

- Consent
- Decision

**AGENDA SUBMISSION FORM**  
**Southwest Colorado Council of Governments**

Date of Board Meeting: March 1, 2013		<input type="checkbox"/>
Staff: Region 9 EDD	Presentation Time: 2 minutes	<input type="checkbox"/>
Subject: January 2013 Financials & Updates	Discussion Time: 5 minutes	
<p>Reviewed by Attorney?   <input type="checkbox"/> Yes   Attorney: _____   <input checked="" type="checkbox"/> N/A   <input type="checkbox"/> No fiscal impact</p> <p>Committee Approval _____   <input type="checkbox"/> Yes   <input checked="" type="checkbox"/> N/A</p>		

**Background:**

In your packet are the January financial reports produced through Quick books for the SWCCOG. The first page is the Combined Balance Sheet by Class through January showing \$43,154.83 in total assets and net income of -7,389.04 across the funds.

The second sheet is the Profit/Loss by Class, followed by the Profit/Loss Budget vs. Actual and the final sheet is the SWCCOG bank statement for February, showing \$33,398.22 in the account as of January 31, 2013.

The Financials have been sent to the SWCCOG Treasurer and were extensively reviewed. Cynthia and Shirley will be at the meeting to answer any questions.

**Other Financial updates:**

Laura Lewis Marchino submitted the SWCCOG 2012 revised and 2013 approved budgets to DoLA by the end of January deadline and is following up to make sure all was received and accounted for.

The DoLA telecommunications grant will be invoiced by the SWCCOG meeting. Cynthia is being trained on the DoLA grant forms.

---

**Fiscal Impact:**

None

---

**Recommended Action:**

The recommended action is to approve the January 2013 Financial Statements.

---

**Accompanying Documents:**

- Combined Balance Sheet by Class through January 2013
  - Combined Profit/Loss by Class through January 2013
  - Profit/Loss Budget vs Actual through January 2013
  - January 2013 bank statement
-

## Southwest Colorado Council of Governments

## Combined Balance Sheet by Class

January 2013

02/21/13

Accrual Basis

	<u>100-General</u>	<u>200-All Hazards</u>	<u>830-Telecom</u>	<u>900-SCAN</u>	<u>TOTAL</u>
<b>ASSETS</b>					
Current Assets					
Checking/Savings					
1001 · 1st Southwest Bank	19,115.47	0.00	0.00	0.00	19,115.47
Total Checking/Savings	<u>19,115.47</u>	<u>0.00</u>	<u>0.00</u>	<u>0.00</u>	<u>19,115.47</u>
Accounts Receivable					
1200 · Accounts Receivable	241.00	0.00	19,138.25	4,660.11	24,039.36
Total Accounts Receivable	<u>241.00</u>	<u>0.00</u>	<u>19,138.25</u>	<u>4,660.11</u>	<u>24,039.36</u>
Other Current Assets					
1090 · Due To/ Due From	7,102.24	-3,001.90	-3,061.48	-1,038.86	0.00
Total Other Current Assets	<u>7,102.24</u>	<u>-3,001.90</u>	<u>-3,061.48</u>	<u>-1,038.86</u>	<u>0.00</u>
Total Current Assets	<u>26,458.71</u>	<u>-3,001.90</u>	<u>16,076.77</u>	<u>3,621.25</u>	<u>43,154.83</u>
<b>TOTAL ASSETS</b>	<u><b>26,458.71</b></u>	<u><b>-3,001.90</b></u>	<u><b>16,076.77</b></u>	<u><b>3,621.25</b></u>	<u><b>43,154.83</b></u>
<b>LIABILITIES &amp; EQUITY</b>					
Equity					
32000 · Retained Earnings	29,401.71	-2,443.10	17,019.01	6,566.25	50,543.87
Net Income	-2,943.00	-558.80	-5,942.24	2,055.00	-7,389.04
Total Equity	<u>26,458.71</u>	<u>-3,001.90</u>	<u>11,076.77</u>	<u>8,621.25</u>	<u>43,154.83</u>
<b>TOTAL LIABILITIES &amp; EQUITY</b>	<u><b>26,458.71</b></u>	<u><b>-3,001.90</b></u>	<u><b>11,076.77</b></u>	<u><b>8,621.25</b></u>	<u><b>43,154.83</b></u>

12:25 PM

02/21/13

Accrual Basis

**Southwest Colorado Council of Governments**  
**Profit & Loss by Class**  
January 2013

	<u>100-General</u>	<u>200-All Hazards</u>	<u>830-Telecom</u>	<u>900-SCAN</u>	<u>TOTAL</u>
Income					
4000 · Sales	0.00	0.00	0.00	2,055.00	2,055.00
4952 · Region 9-Matching Funds	0.00	0.00	942.25	0.00	942.25
<b>Total Income</b>	<u>0.00</u>	<u>0.00</u>	<u>942.25</u>	<u>2,055.00</u>	<u>2,997.25</u>
Gross Profit	0.00	0.00	942.25	2,055.00	2,997.25
Expense					
5520 · Advertising	0.00	558.80	0.00	0.00	558.80
5540 · Membership/Sub	250.00	0.00	0.00	0.00	250.00
5555 · Liability Insurance	2,693.00	0.00	0.00	0.00	2,693.00
5638 · Region 9 EDD	0.00	0.00	1,884.49	0.00	1,884.49
5642 · Project Engineering & Mgmt	0.00	0.00	5,000.00	0.00	5,000.00
<b>Total Expense</b>	<u>2,943.00</u>	<u>558.80</u>	<u>6,884.49</u>	<u>0.00</u>	<u>10,386.29</u>
Net Income	<u><u>-2,943.00</u></u>	<u><u>-558.80</u></u>	<u><u>-5,942.24</u></u>	<u><u>2,055.00</u></u>	<u><u>-7,389.04</u></u>

**Southwest Colorado Council of Governments**  
**Profit & Loss Budget vs. Actual**  
 January through December 2013

	100-General			
	Jan - Dec 13	Budget	\$ Over Budget	% of Budget
<b>Income</b>				
4000 · Sales	0.00			
4001 · Fiber Access (ramp) fee	0.00			
4002 · Internet Usage	0.00			
4003 · Internet Admin Fee	0.00			
4005 · E-tics	0.00			
4010 · Grant-DOLA Admin	0.00	25,000.00	-25,000.00	0.0%
4020 · Grant DOLA-Construction	0.00			
4040 · Grant-Transit	0.00	20,000.00	-20,000.00	0.0%
4041 · All Hazards Grant	0.00			
4950 · Match-GOV Admin	0.00	28,000.00	-28,000.00	0.0%
4951 · Match-GOV Construction	0.00			
4952 · Region 9-Matching Funds	0.00			
4955 · In Kind Project Match	0.00			
4956 · Matching Funds-Other	0.00			
<b>Total Income</b>	<b>0.00</b>	<b>73,000.00</b>	<b>-73,000.00</b>	<b>0.0%</b>
<b>Cost of Goods Sold</b>				
5000 · Cost of Goods Sold	0.00			
<b>Total COGS</b>	<b>0.00</b>			
<b>Gross Profit</b>	<b>0.00</b>	<b>73,000.00</b>	<b>-73,000.00</b>	<b>0.0%</b>
<b>Expense</b>				
5009 · Bookkeeper	0.00	15,000.00	-15,000.00	0.0%
5200 · All Hazard Project	0.00			
5401 · Software Maintenance (E-Tic)	0.00			
5402 · Hardware Maint. (smart net)	0.00			
5410 · Rent	0.00	300.00	-300.00	0.0%
5510 · Travel & Ent	0.00	2,000.00	-2,000.00	0.0%
5512 · Meeting Exp	0.00	2,000.00	-2,000.00	0.0%
5514 · Professional Fees.	0.00			
5515 · Legal Fees	0.00	3,000.00	-3,000.00	0.0%
5520 · Advertising	0.00	300.00	-300.00	0.0%
5521 · Website	0.00	120.00	-120.00	0.0%
5525 · Audit	0.00	8,000.00	-8,000.00	0.0%
5526 · Internet Connectivity (100 Mb)	0.00			
5527 · Internet & software	0.00			
5528 · Fiber Locates	0.00			
5529 · Inter-Reg. Fiber Routes- leases	0.00			
5532 · Postage	0.00	128.00	-128.00	0.0%
5535 · Printing/Reproduction	0.00	400.00	-400.00	0.0%
5540 · Membership/Sub	250.00	250.00	0.00	100.0%
5550 · Supplies	0.00	300.00	-300.00	0.0%
5555 · Liability Insurance	2,693.00	2,693.00	0.00	100.0%
5637 · SCAN GM	0.00			
5638 · Region 9 EDD	0.00			
5639 · Infor Services-Project Mgmt	0.00			
5640 · Consulting	0.00	15,000.00	-15,000.00	0.0%
5641 · Regional Project Mgmt	0.00			
5642 · Project Engineering & Mgmt	0.00			
5643 · Transit	0.00	20,000.00	-20,000.00	0.0%
5644 · AmeriCorp Member	0.00	1,500.00	-1,500.00	0.0%
5645 · Project Construction	0.00			
5650 · training/conf	0.00			
5955 · In Kind Project expense	0.00			
<b>Total Expense</b>	<b>2,943.00</b>	<b>70,991.00</b>	<b>-68,048.00</b>	<b>4.1%</b>
<b>Net Income</b>	<b>-2,943.00</b>	<b>2,009.00</b>	<b>-4,952.00</b>	<b>-146.5%</b>

## Southwest Colorado Council of Governments

## Profit &amp; Loss Budget vs. Actual

January through December 2013

02/21/13

Accrual Basis

	200-All Hazards			
	Jan - Dec 13	Budget	\$ Over Budget	% of Budget
<b>Income</b>				
4000 · Sales	0.00			
4001 · Fiber Access (ramp) fee	0.00			
4002 · Internet Usage	0.00			
4003 · Internet Admin Fee	0.00			
4005 · E-tics	0.00			
4010 · Grant-DOLA Admin	0.00			
4020 · Grant DOLA-Construction	0.00			
4040 · Grant-Transit	0.00			
4041 · All Hazards Grant	0.00	237,376.00	-237,376.00	0.0%
4950 · Match-GOV Admin	0.00			
4951 · Match-GOV Construction	0.00			
4952 · Region 9-Matching Funds	0.00			
4955 · In Kind Project Match	0.00			
4956 · Matching Funds-Other	0.00			
<b>Total Income</b>	<b>0.00</b>	<b>237,376.00</b>	<b>-237,376.00</b>	<b>0.0%</b>
<b>Cost of Goods Sold</b>				
5000 · Cost of Goods Sold	0.00			
<b>Total COGS</b>	<b>0.00</b>			
<b>Gross Profit</b>	<b>0.00</b>	<b>237,376.00</b>	<b>-237,376.00</b>	<b>0.0%</b>
<b>Expense</b>				
5009 · Bookkeeper	0.00	5,000.00	-5,000.00	0.0%
5200 · All Hazard Project	0.00	191,282.00	-191,282.00	0.0%
5401 · Software Maintenance (E-Tic)	0.00			
5402 · Hardware Maint. (smart net)	0.00			
5410 · Rent	0.00			
5510 · Travel & Ent	0.00	1,000.00	-1,000.00	0.0%
5512 · Meeting Exp	0.00			
5514 · Professional Fees.	0.00	8,500.00	-8,500.00	0.0%
5515 · Legal Fees	0.00			
5520 · Advertising	558.80	1,000.00	-441.20	55.9%
5521 · Website	0.00			
5525 · Audit	0.00	2,388.00	-2,388.00	0.0%
5526 · Internet Connectivity (100 Mb)	0.00			
5527 · Internet & software	0.00			
5528 · Fiber Locates	0.00			
5529 · Inter-Reg. Fiber Routes- leases	0.00			
5532 · Postage	0.00	100.00	-100.00	0.0%
5535 · Printing/Reproduction	0.00	100.00	-100.00	0.0%
5540 · Membership/Sub	0.00			
5550 · Supplies	0.00			
5555 · Liability Insurance	0.00			
5637 · SCAN GM	0.00			
5638 · Region 9 EDD	0.00			
5639 · Infor Services-Project Mgmt	0.00			
5640 · Consulting	0.00	27,435.00	-27,435.00	0.0%
5641 · Regional Project Mgmt	0.00			
5642 · Project Engineering & Mgmt	0.00			
5643 · Transit	0.00			
5644 · AmeriCorp Member	0.00			
5645 · Project Construction	0.00			
5650 · training/conf	0.00	571.00	-571.00	0.0%
5955 · In Kind Project expense	0.00			
<b>Total Expense</b>	<b>558.80</b>	<b>237,376.00</b>	<b>-236,817.20</b>	<b>0.2%</b>
<b>Net Income</b>	<b>-558.80</b>	<b>0.00</b>	<b>-558.80</b>	<b>100.0%</b>

**Southwest Colorado Council of Governments**  
**Profit & Loss Budget vs. Actual**  
 January through December 2013

830-Telecom

	Jan - Dec 13	Budget	\$ Over Budget	% of Budget
<b>Income</b>				
4000 · Sales	0.00			
4001 · Fiber Access (ramp) fee	0.00			
4002 · Internet Usage	0.00			
4003 · Internet Admin Fee	0.00			
4005 · E-tics	0.00			
4010 · Grant-DOLA Admin	0.00	29,314.00	-29,314.00	0.0%
4020 · Grant DOLA-Construction	0.00	1,260,840.00	-1,260,840.00	0.0%
4040 · Grant-Transit	0.00			
4041 · All Hazards Grant	0.00			
4950 · Match-GOV Admin	0.00	57,579.00	-57,579.00	0.0%
4951 · Match-GOV Construction	0.00	30,000.00	-30,000.00	0.0%
4952 · Region 9-Matching Funds	942.25	21,465.00	-20,522.75	4.4%
4955 · In Kind Project Match	7,891.60	374,203.00	-366,311.40	2.1%
4956 · Matching Funds-Other	0.00	20,000.00	-20,000.00	0.0%
<b>Total Income</b>	<b>8,833.85</b>	<b>1,793,401.00</b>	<b>-1,784,567.15</b>	<b>0.5%</b>
<b>Cost of Goods Sold</b>				
5000 · Cost of Goods Sold	0.00			
<b>Total COGS</b>	<b>0.00</b>			
<b>Gross Profit</b>	<b>8,833.85</b>	<b>1,793,401.00</b>	<b>-1,784,567.15</b>	<b>0.5%</b>
<b>Expense</b>				
5009 · Bookkeeper	0.00			
5200 · All Hazard Project	0.00			
5401 · Software Maintenance (E-Tic)	0.00			
5402 · Hardware Maint. (smart net)	0.00			
5410 · Rent	0.00			
5510 · Travel & Ent	0.00	2,005.00	-2,005.00	0.0%
5512 · Meeting Exp	0.00	548.00	-548.00	0.0%
5514 · Professional Fees.	0.00			
5515 · Legal Fees	0.00	4,196.00	-4,196.00	0.0%
5520 · Advertising	0.00	216.00	-216.00	0.0%
5521 · Website	0.00	810.00	-810.00	0.0%
5525 · Audit	0.00			
5526 · Internet Connectivity (100 Mb)	0.00			
5527 · Internet & software	0.00	1,026.00	-1,026.00	0.0%
5528 · Fiber Locates	0.00			
5529 · Inter-Reg. Fiber Routes- leases	0.00			
5532 · Postage	0.00	35.00	-35.00	0.0%
5535 · Printing/Reproduction	0.00	107.00	-107.00	0.0%
5540 · Membership/Sub	0.00			
5550 · Supplies	0.00			
5555 · Liability Insurance	0.00			
5637 · SCAN GM	0.00			
5638 · Region 9 EDD	1,884.49	30,861.00	-28,976.51	6.1%
5639 · Infor Services-Project Mgmt	0.00	1,280.00	-1,280.00	0.0%
5640 · Consulting	0.00	175.00	-175.00	0.0%
5641 · Regional Project Mgmt	0.00	22,233.00	-22,233.00	0.0%
5642 · Project Engineering & Mgmt	5,000.00	85,039.00	-80,039.00	5.9%
5643 · Transit	0.00			
5644 · AmeriCorp Member	0.00			
5645 · Project Construction	23,674.82	1,260,840.00	-1,237,165.18	1.9%
5650 · training/conf	0.00			
5955 · In Kind Project expense	7,891.60	374,203.00	-366,311.40	2.1%
<b>Total Expense</b>	<b>38,450.91</b>	<b>1,783,574.00</b>	<b>-1,745,123.09</b>	<b>2.2%</b>
<b>Net Income</b>	<b>-29,617.06</b>	<b>9,827.00</b>	<b>-39,444.06</b>	<b>-301.4%</b>



**Southwest Colorado Council of Governments**  
**Profit & Loss Budget vs. Actual**  
 January through December 2013

	900-SCAN			
	Jan - Dec 13	Budget	\$ Over Budget	% of Budget
<b>Income</b>				
4000 · Sales	2,055.00	8,055.00	-6,000.00	25.5%
4001 · Fiber Access (ramp) fee	0.00	23,200.00	-23,200.00	0.0%
4002 · Internet Usage	0.00	66,608.00	-66,608.00	0.0%
4003 · Internet Admin Fee	0.00	5,293.00	-5,293.00	0.0%
4005 · E-tics	0.00	8,400.00	-8,400.00	0.0%
4010 · Grant-DOLA Admin	0.00	25,000.00	-25,000.00	0.0%
4020 · Grant DOLA-Construction	0.00			
4040 · Grant-Transit	0.00			
4041 · All Hazards Grant	0.00			
4950 · Match-GOV Admin	0.00			
4951 · Match-GOV Construction	0.00			
4952 · Region 9-Matching Funds	0.00			
4955 · In Kind Project Match	0.00			
4956 · Matching Funds-Other	0.00			
<b>Total Income</b>	<b>2,055.00</b>	<b>136,556.00</b>	<b>-134,501.00</b>	<b>1.5%</b>
<b>Cost of Goods Sold</b>				
5000 · Cost of Goods Sold	333.75	2,014.00	-1,680.25	16.6%
<b>Total COGS</b>	<b>333.75</b>	<b>2,014.00</b>	<b>-1,680.25</b>	<b>16.6%</b>
<b>Gross Profit</b>	<b>1,721.25</b>	<b>134,542.00</b>	<b>-132,820.75</b>	<b>1.3%</b>
<b>Expense</b>				
5009 · Bookkeeper	0.00			
5200 · All Hazard Project	0.00			
5401 · Software Maintenance (E-Tic)	700.00	8,400.00	-7,700.00	8.3%
5402 · Hardware Maint. (smart net)	0.00	36,200.00	-36,200.00	0.0%
5410 · Rent	0.00			
5510 · Travel & Ent	0.00			
5512 · Meeting Exp	0.00			
5514 · Professional Fees.	0.00			
5515 · Legal Fees	0.00			
5520 · Advertising	0.00			
5521 · Website	0.00			
5525 · Audit	0.00			
5526 · Internet Connectivity (100 Mb)	0.00	15,000.00	-15,000.00	0.0%
5527 · Internet & software	0.00			
5528 · Fiber Locates	0.00	15,000.00	-15,000.00	0.0%
5529 · Inter-Reg. Fiber Routes- leases	0.00	23,250.00	-23,250.00	0.0%
5532 · Postage	0.00			
5535 · Printing/Reproduction	0.00			
5540 · Membership/Sub	0.00			
5550 · Supplies	0.00			
5555 · Liability Insurance	0.00			
5637 · SCAN GM	0.00	25,000.00	-25,000.00	0.0%
5638 · Region 9 EDD	0.00			
5639 · Infor Services-Project Mgmt	0.00			
5640 · Consulting	0.00			
5641 · Regional Project Mgmt	0.00			
5642 · Project Engineering & Mgmt	0.00			
5643 · Transit	0.00			
5644 · AmeriCorp Member	0.00			
5645 · Project Construction	0.00			
5650 · training/conf	0.00			
5955 · In Kind Project expense	0.00			
<b>Total Expense</b>	<b>700.00</b>	<b>122,850.00</b>	<b>-122,150.00</b>	<b>0.6%</b>
<b>Net Income</b>	<b>1,021.25</b>	<b>11,692.00</b>	<b>-10,670.75</b>	<b>8.7%</b>

**Southwest Colorado Council of Governments**  
**Profit & Loss Budget vs. Actual**  
 January through December 2013

	TOTAL			
	Jan - Dec 13	Budget	\$ Over Budget	% of Budget
<b>Income</b>				
4000 · Sales	2,055.00	8,055.00	-6,000.00	25.5%
4001 · Fiber Access (ramp) fee	0.00	23,200.00	-23,200.00	0.0%
4002 · Internet Usage	0.00	66,608.00	-66,608.00	0.0%
4003 · Internet Admin Fee	0.00	5,293.00	-5,293.00	0.0%
4005 · E-tics	0.00	8,400.00	-8,400.00	0.0%
4010 · Grant-DOLA Admin	0.00	79,314.00	-79,314.00	0.0%
4020 · Grant DOLA-Construction	0.00	1,260,840.00	-1,260,840.00	0.0%
4040 · Grant-Transit	0.00	20,000.00	-20,000.00	0.0%
4041 · All Hazards Grant	0.00	237,376.00	-237,376.00	0.0%
4950 · Match-GOV Admin	0.00	85,579.00	-85,579.00	0.0%
4951 · Match-GOV Construction	0.00	30,000.00	-30,000.00	0.0%
4952 · Region 9-Matching Funds	942.25	21,465.00	-20,522.75	4.4%
4955 · In Kind Project Match	7,891.60	374,203.00	-366,311.40	2.1%
4956 · Matching Funds-Other	0.00	20,000.00	-20,000.00	0.0%
<b>Total Income</b>	<b>10,888.85</b>	<b>2,240,333.00</b>	<b>-2,229,444.15</b>	<b>0.5%</b>
<b>Cost of Goods Sold</b>				
5000 · Cost of Goods Sold	333.75	2,014.00	-1,680.25	16.6%
<b>Total COGS</b>	<b>333.75</b>	<b>2,014.00</b>	<b>-1,680.25</b>	<b>16.6%</b>
<b>Gross Profit</b>	<b>10,555.10</b>	<b>2,238,319.00</b>	<b>-2,227,763.90</b>	<b>0.5%</b>
<b>Expense</b>				
5009 · Bookkeeper	0.00	20,000.00	-20,000.00	0.0%
5200 · All Hazard Project	0.00	191,282.00	-191,282.00	0.0%
5401 · Software Maintenance (E-Tic)	700.00	8,400.00	-7,700.00	8.3%
5402 · Hardware Maint. (smart net)	0.00	36,200.00	-36,200.00	0.0%
5410 · Rent	0.00	300.00	-300.00	0.0%
5510 · Travel & Ent	0.00	5,005.00	-5,005.00	0.0%
5512 · Meeting Exp	0.00	2,548.00	-2,548.00	0.0%
5514 · Professional Fees.	0.00	8,500.00	-8,500.00	0.0%
5515 · Legal Fees	0.00	7,196.00	-7,196.00	0.0%
5520 · Advertising	558.80	1,516.00	-957.20	36.9%
5521 · Website	0.00	930.00	-930.00	0.0%
5525 · Audit	0.00	10,388.00	-10,388.00	0.0%
5526 · Internet Connectivity (100 Mb)	0.00	15,000.00	-15,000.00	0.0%
5527 · Internet & software	0.00	1,026.00	-1,026.00	0.0%
5528 · Fiber Locates	0.00	15,000.00	-15,000.00	0.0%
5529 · Inter-Reg. Fiber Routes- leases	0.00	23,250.00	-23,250.00	0.0%
5532 · Postage	0.00	263.00	-263.00	0.0%
5535 · Printing/Reproduction	0.00	607.00	-607.00	0.0%
5540 · Membership/Sub	250.00	250.00	0.00	100.0%
5550 · Supplies	0.00	300.00	-300.00	0.0%
5555 · Liability Insurance	2,693.00	2,693.00	0.00	100.0%
5637 · SCAN GM	0.00	25,000.00	-25,000.00	0.0%
5638 · Region 9 EDD	1,884.49	30,861.00	-28,976.51	6.1%
5639 · Infor Services-Project Mgmt	0.00	1,280.00	-1,280.00	0.0%
5640 · Consulting	0.00	42,610.00	-42,610.00	0.0%
5641 · Regional Project Mgmt	0.00	22,233.00	-22,233.00	0.0%
5642 · Project Engineering & Mgmt	5,000.00	85,039.00	-80,039.00	5.9%
5643 · Transit	0.00	20,000.00	-20,000.00	0.0%
5644 · AmeriCorp Member	0.00	1,500.00	-1,500.00	0.0%
5645 · Project Construction	23,674.82	1,260,840.00	-1,237,165.18	1.9%
5650 · training/conf	0.00	571.00	-571.00	0.0%
5955 · In Kind Project expense	7,891.60	374,203.00	-366,311.40	2.1%
<b>Total Expense</b>	<b>42,652.71</b>	<b>2,214,791.00</b>	<b>-2,172,138.29</b>	<b>1.9%</b>
<b>Net Income</b>	<b>-32,097.61</b>	<b>23,528.00</b>	<b>-55,625.61</b>	<b>-136.4%</b>

Announcement/Proclamation  
 Special Presentation  
 Report

Consent  
 Decision

**AGENDA SUBMISSION FORM**  
**Southwest Colorado Council of Governments**

Date of Board Meeting: March 1, 2013		<input type="checkbox"/>
Staff: Susan Hakanson / Rick Smith	Presentation Time:    minutes	<input type="checkbox"/>
Subject: Eagle Net	Discussion Time:    minutes	
Reviewed by Attorney? <input type="checkbox"/> Yes   Attorney: _____ <input checked="" type="checkbox"/> N/A <input type="checkbox"/> No fiscal impact Committee Approval _____ <input type="checkbox"/> Yes <input checked="" type="checkbox"/> N/A		

**Background:**

**EagleNet**

- i. Up-Date – Pat Swonger will be at the meeting to give an update.
- ii. Proposal & Next Steps

---

**Fiscal Impact:**

---

**Recommended Action:**

---

**Accompanying Documents:**

---

**ADDITIONAL INSTRUCTIONS**

None

- Announcement/Proclamation
- Special Presentation
- Report

- Consent
- Decision

**AGENDA SUBMISSION FORM**  
**Southwest Colorado Council of Governments**

Date of Board Meeting: March 1, 2013		<input type="checkbox"/>
Staff: Susan Hakanson	Presentation Time: 2 minutes	<input type="checkbox"/>
Subject: Legislative Committee Update	Discussion Time: 2 minutes	
Reviewed by Attorney? <input type="checkbox"/> Yes Attorney: _____ <input checked="" type="checkbox"/> N/A <input type="checkbox"/> No fiscal impact Committee Approval _____ <input checked="" type="checkbox"/> Yes <input type="checkbox"/> N/A		

Background: At the February meeting, the board made the following decisions regarding proposed legislation. Staff was directed to send communications on these bills, and Ron LeBlanc offered Sherri Dugdale as staff support to pen letters. Below is a quick update on these bills.

Oppose SB13-025, "Collective Bargaining Firefighters", This bill has passed through the senate and is in committee in the house. The Governor has stated that he would veto the bill if it was sent to him un-amended. We will continue to follow the bill.

Oppose HB13-1107, "Prohibit Collective Bargaining Public Employees". This bill has been Postponed Indefinitely.

Oppose HB13-1090, "Construction Contractor Subcontractor Prompt Pay". This bill is in its initial amendment phase and has not moved yet in committee.

Oppose HB13-1093, "Bidding for Local Government Procurement Contracts". This bill has been Postponed Indefinitely.

Support SB13-048, "Authorize Local Government Use of HUTF for Transit". This bill is through the Senate and has been introduced in the house.

Oppose SB13-023, Increase Damages Caps Under CGIA (contingent on CCI also opposing the bill). This bill has been heavily amended. CCI felt that it was reasonable to increase rates (as they had not been increased for 20 years), but that much of the rest of the bill was onerous.

*From CCI -*

*The General Government Steering Committee of CCI discussed SB 23 during a meeting in January and county commissioners agreed that raising the damage caps was the responsible thing to do and that periodic inflationary adjustments would ensure that the public was adequately compensated in the future. Commissioners voiced concerns, however, about making the accrued interest exclusive of these damage caps. In cases where an appeal takes time to*

**3.B Legislative Committee Update - A**

*work through the courts, the interest can actually end up being **more** than the original damage award itself. CCI voted to support reasonable increases to the damage caps and periodic adjustments in the future.*

*CCI has worked with the bill sponsors, the Colorado Municipal League, the Special District Association, the Colorado Trial Lawyers Association and other stakeholders to work out a deal that addresses the inequities in the current governmental immunity statute without unreasonably saddling local governments with additional exposure.*

*Under the compromise, the damage caps would be raised to \$350,000 (for one person) and \$990,000 (for two or more persons) and these caps will be adjusted for inflation every four years. The exclusionary interest provision will be dropped under a proposed amendment to be offered during committee action on the bill.*

*CCI appreciates the willingness of Minority Leader Cadman and the majority leadership in both houses to work with local government stakeholders to find common ground on this important policy issue. The bill is scheduled to be heard in the Senate Judiciary Committee on Wednesday, February 27<sup>th</sup>, and CCI is planning to support the bill once amended.*

---

**Fiscal Impact:**

---

Recommended Action: Further action as requested.

---

**Accompanying Documents:**

---

---

None

ADDITIONAL INSTRUCTIONS

- Announcement/Proclamation
- Special Presentation
- Report

- Consent
- Decision

**AGENDA SUBMISSION FORM**  
**Southwest Colorado Council of Governments**

Date of Board Meeting: March 1, 2013		<input type="checkbox"/>
Staff: Susan Hakanson – Dick White	Presentation Time: 2 minutes	<input type="checkbox"/>
Subject: Meeting Dates	Discussion Time: 2 minutes	
Reviewed by Attorney? <input type="checkbox"/> Yes   Attorney: _____ <input checked="" type="checkbox"/> N/A <input type="checkbox"/> No fiscal impact Committee Approval _____ <input type="checkbox"/> Yes <input type="checkbox"/> N/A		

**Background:**

Due to the fact that the meetings happen too close to the start of each month to have financial data for the prior month available, Board Treasurer Dick White has asked about the timing of the meeting.

**Fiscal Impact:**

Recommended Action:

**Accompanying Documents:**

ADDITIONAL INSTRUCTIONS

None

3.C Meeting Dates - A

- Announcement/Proclamation**
- Special Presentation**
- Report**

- Consent**
- Decision**

**AGENDA SUBMISSION FORM**  
**Southwest Colorado Council of Governments**

Date of Board Meeting: March 1, 2013		<input type="checkbox"/>
Staff: Jason Wells	Presentation Time: 3 minutes	<input type="checkbox"/>
Subject: El Pomar	Discussion Time: 5 minutes	
Reviewed by Attorney? <input type="checkbox"/> Yes   Attorney: _____ <input checked="" type="checkbox"/> N/A <input checked="" type="checkbox"/> No fiscal impact Committee Approval _____ <input type="checkbox"/> Yes <input checked="" type="checkbox"/> N/A		

**Background:**

.Jason Wells has been invited to serve on the El Pomar Regional Council. He would like to discuss this with the SWCCOG Board, and wants to discuss a way to share general information from the cohort group about projects in the region that may be both worthy and eligible of funding via the \$200K funding pool allocated to the SW Council each year.

**Fiscal Impact:**

Recommended Action: None

**Accompanying Documents: SW Council Membership Letter, Info Regarding El Pomar Regional Councils.**

ADDITIONAL INSTRUCTIONS



# About Regional Partnerships

## *History & Mission*

### **History:**

What are the needs and how can communities best address those needs? El Pomar Trustees have long examined these simple but important questions when making grants. With an eye toward increasing impact and establishing deep-rooted connections throughout the entire state, El Pomar Foundation expanded its role as a catalyst and convener with the creation of the Regional Partnerships program in 2003.

The Regional Partnerships were established to help fulfill the Foundation's mission of enhancing the lives of the people of Colorado. The Trustees of El Pomar recognized the value of incorporating the knowledge of local leaders when trying to understand the needs of individual communities. El Pomar Regional Partnerships are comprised of community leaders from all walks of life who form councils across the state to advise the Trustees.

Council members include college presidents, elected officials, newspaper publishers, nonprofit executives, and more. These leaders provide firsthand information about the needs in their own communities--the kind of insight that can only come from living, working, and being involved at the local level. The Regional Councils provide direct grant recommendations to the Trustees with potential for a combined annual impact of more than \$2 million.

Since the program's inception, El Pomar Foundation has distributed more than \$8 million on behalf of its Regional Councils.

### **Mission:**

The mission of the Regional Partnerships is to engage and convene local leaders to create unprecedented impact through grants and programs throughout Colorado.




# About Regional Partnerships

## *Role of El Pomar Foundation*

In order to enhance grantmaking, El Pomar Foundation operates numerous programs that focus on leadership and community development. The Regional Partnerships program is part of El Pomar's goal to enhance grantmaking through unique and valuable programs.

The role of El Pomar Foundation in the Regional Partnerships program is to:

- Bring together active representatives of the public, business, and nonprofit sectors
- Organize and facilitate regional Council meetings focusing on local issues
- Communicate with and support the work of the Councils
- Assist the Councils in addressing issues with a combination of resources
- Facilitate and support capacity-building programs tailored to the particular needs of each region as identified by the Councils





January 28, 2013

Mr. Jason Wells  
Town of Silverton  
1360 Greene Street  
PO Box 250  
Silverton, CO 81433

Dear Mr. Wells,

El Pomar Foundation has established eleven regional councils of civic, community, and nonprofit leaders throughout the state of Colorado. Because of your dedication and commitment to Southwest Colorado, we invite you to be a part of the Southwest Regional Council.

Council members serve as part of an advisory team to El Pomar Foundation Trustees, identifying and proposing solutions to community issues so that the Foundation may better address the concerns of your community. As a council member you would assist the Trustees in the distribution of resources throughout Southwest Colorado and would be expected to attend quarterly meetings, held in various cities throughout the region or in Colorado Springs. El Pomar Foundation will provide reimbursement for lodging and travel expenses incurred for meetings held throughout the region.

The Council's first meeting in 2013 will be held in early March at the Durango Discovery Museum and the Southwest Council will host a regional grants presentation the same evening, with dinner to follow; additional information will be provided in the coming days. We are happy to provide you accommodations for the evening in Durango if you are interested.

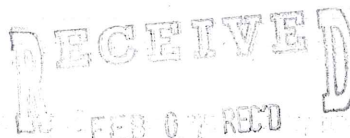
We appreciate your consideration of being a part of the Southwest Regional Council and look forward to working with you to improve El Pomar Foundation's grant making and operating programs.

If you have questions regarding the council, please notify Peter Maiurro at (719) 577-7080 or [pmaiurro@elpomar.org](mailto:pmaiurro@elpomar.org). Southwest Regional Coordinator, Connie Jiang, will be contacting you in the coming weeks to discuss your availability for a more formal orientation. If you would like to reach her prior to that time, you may contact her at (719) 577-7044 or [cjiang@elpomar.org](mailto:cjiang@elpomar.org). Thank you for your consideration and we look forward to working with you to enrich the lives of the people of Southwest Colorado.

Best regards,

A handwritten signature in black ink, appearing to read "R. Thayer Tutt".

R. Thayer Tutt  
President  
SW Regional Trustee



A handwritten signature in purple ink, appearing to read "Peter M. Maiurro".

Peter M. Maiurro  
Vice President  
SW Regional Director

EL POMAR FOUNDATION  
10 LAKE CIRCLE  
COLORADO SPRINGS, COLORADO 80906  
TEL: (719) 633-7733



- Announcement/Proclamation
- Special Presentation
- Report

- Consent
- Decision

**AGENDA SUBMISSION FORM**  
**Southwest Colorado Council of Governments**

Date of Board Meeting: March 1, 2013		<input type="checkbox"/>
Staff: Dr. Rick Smith, Ed Morlan, Laura Lewis-Marchino, Jason Wells	Presentation Time: 0 minutes	<input type="checkbox"/>
Subject: Reports	Discussion Time: 0 minutes	

Reviewed by Attorney?    Yes   Attorney: \_\_\_\_\_    N/A    No fiscal impact

Committee Approval \_\_\_\_\_    Yes    N/A

Background:

**5. SWCCOG Priority Project Reports**

**A. Telecommunications**

- i. General Manager Services Report
- ii. Responsible Administrator Report
- iii. Telecommunications Committee Chair Report

**Fiscal Impact:**

---

**Recommended Action:**

---

**Accompanying Documents:**

---

ADDITIONAL INSTRUCTIONS

None

---

---

**BOARD MEMORANDUM**

---

---

**TO:** SOUTHWEST COLORADO COUNCIL OF GOVERNMENTS BOARD (SWCCOG)  
**FROM:** DR. RICK SMITH  
**SUBJECT:** MONTHLY GM UPDATE  
**DATE:** 2/22/2013

---

This month was devoted to chasing down vendors to get estimates to give communities a chance to make decisions. We had one community drop out of the SCAN project but retain their membership in the COG.

## COG

- Continuing the building community notebooks for the COG and individual communities that cover the process for each fiber build along with maps check list and any other pertinent information.
  
- Susan and I attended several different meetings in Denver to talk about Eagle Net. I reported this out at the last meeting but did not have it in my report last month.
  - We met with Senator Roberts, Geoff Wilson (DoLA legal council), Representative McLachlan (no show), Pete Kirchof (CTA), Tony Hernandez (DoLA), Mike Ryan (Eagle Net) and Brian (Governor's Office IT).
  - In each case we presented our local fiber map with the three options for completing Eagle Net's fiber network in the Southwest.
  - We set up the meeting between Eagle Net and our local carriers.
  
- Subsequently I facilitated a meeting with local providers (USA Communications, Fasttrack Communications and Farmers Telco) and Eagle Net representatives (Mike Ryan (CEO), Chip White and Pat Swonger) in Durango to discuss a collaborative approach to helping Eagle Net. Ken Charles and Susan Hakanson also attended the meeting.
  - The carriers shared the fiber route map that they put together for Eagle Net.
  - Mr. Ryan and Mr. White reviewed their map on a computer but did not share with the group.

#### 5.A i – GM Report

- We discussed all the fiber routes for the entire region including every community. We highlighted the communities missing fiber and explored which carrier could assist with that fiber construction (either through IRU or new construction).
  - Mr. Ryan appeared to be very receptive to working with all three carriers.
  - I sent an e-mail to all parties recounting the meeting with the outcomes that were decided.
  - I will send weekly e-mails to that group requesting updates until the fiber network connecting all of our communities is complete.
- 
- I am facilitating discussions with the IT staffs of Cortez, Durango and La Plata County to build the logical network. This is the piece that will allow COG members to communicate with each other (by department).
  - A second public safety meeting was hosted by La Plata County with law enforcement representatives from across the region.
    - We had better regional participation including several of the smaller communities and counties.
  - Provided updates on Eagle Net collaborative progress with local carriers to state and federal entities.

## Community Updates

### ① Mancos -

- ✓ I met with the interim Town Manager to discuss the project and work through any issues.
- ✓ She is ready to receive the Mancos notebook and proceed forward.

### ② Ignacio -

- The Town is ready for the aerial build from the school fiber line to the Town shop. Their project will complete with funds left over.
- We will attempt to get this build completed first as it requires no trenching.

### ③ Pagosa Springs / Archuleta County -

- I have had continual e-mail conversations with USA Communications about needing

5.A i – GM Report

the cost sheets for the joint build. I was promised to have them this Friday the 22<sup>nd</sup> by close of business.

- Communicated with all interested entities as to the progress. I will schedule a meeting in Pagosa with Town, County, hospital, library, school and PAWSD to discuss their build, acquire necessary approvals and build contracts.

④ **Bayfield -**

- The construction vendor is continuing forward toward the fire station.
- Fasttrack is completing the IGA for Town review.
- DB Tech and the town manager discussed the scope and a contract is forth coming.

⑤ **Dolores County / Dove Creek -**

- Met with Sonny and Bryce from DoveCreek and discussed the Town's participation. We will meet with DB Tech and Sonny to finalize the route.
- We will need to acquire engineered drawings for this build as Mid-States never drew any up for the DoveCreek / DoloresCounty build.

⑥ **Silverton / San Juan County –**

- I presented to the Silverton Town Board and San Juan Board of Commissioners on Tuesday evening the 29th.
- We covered the options for their build with the budgetary ramifications of each option.
- At the next Town meeting and subsequently at the Commissioners meeting they selected the burried option.
- You will be receiving their request for additional funds. Both Boards approved additional matching funds to meet the grant requiement of 25%.
- I will be working with them to get contracts in place and schedule their build.

⑦ **Rico**

- Doug Pace formally notified Rico, Susan and myself that Farmer's Telco will not offer the match for Rico.
- The Rico Board voted to not participate in the SCAN project and is returning their DoLA funds for re-distribution.
- The Board did vote however to stay a member of the COG and auhtorized the

5.A i – GM Report

payment of their COG dues.

## **March FOCUS**

- Initiate construction in the various communities.
  - a. Work with the IT departments to complete the logical design.
  - b. Order and program the switches in the network.
  - c. Develop a spreadsheet that highlights what funds are available for re-distribution.



5.A ii - A

- Announcement/Proclamation
- Special Presentation
- Report

- Consent
- Decision

**AGENDA SUBMISSION FORM**  
**Southwest Colorado Council of Governments**

Date of Board Meeting: Friday, March 1, 2013		<input type="checkbox"/>
Staff: Ed Morlan	Presentation Time: 5 minutes	<input type="checkbox"/>
Subject: Responsible Administrator Report	Discussion Time: 5 minutes	
Reviewed by Attorney? <input type="checkbox"/> Yes Attorney: _____ <input checked="" type="checkbox"/> N/A <input type="checkbox"/> No fiscal impact Committee Approval _____ <input type="checkbox"/> Yes <input checked="" type="checkbox"/> N/A		

**Background:**

Attached is the updated Community budget as of 12/31/12 and a quarterly update for each community. These documents are updated quarterly and do not reflect any activity after 12/31/12. For example, both Pagosa Springs/Archuleta County and Bayfield have been working on their construction projects and have invoices being paid that are not reflected in this report. We are still expecting receipts from Cortez in order to provide them substantial reimbursement. The responsible administrator is working with the City of Durango to invoice La Plata County for their portion of the project to-date.

**Other:**

- The Responsible Administrator worked to train Cynthia Aspen on the telecommunications project, and answer questions regarding last month's meeting.
- For the record, there will be a need to do another amendment to the DoLA contract in 2013, most likely by June when there is a better estimate, based on the project to-date, what will be needed to get through the rest of the year. Ed will at the meeting to answer any questions.
- Region 9 is increasing their match on their contract to 50% in 2013.

**Fiscal Impact:**

per attachments

**Recommended Action:**

This report is for the SWCCOG's information

**Accompanying Documents:**

Community Budgets 12.31.12  
Individual community quarterly update

**ADDITIONAL INSTRUCTIONS**

None

As of December 31, 2012

Southwest Colorado Access Network (SCAN) SB 232 Grant Project Community Budgets														
	1	2	3	4	5	6	7	8	9	10	11	12	13	14
Page 1														
Formulas	2 / 3,580,000	3 + 4 = 2	Original Allocation for Grant	2 X 25% = 4	1 X \$78,149	1 X \$105,000	4+5+6=7	1 X \$315,000	3+7+8=9	1 x 15=10	Updated monthly	5+10+11= 12	12-14=13	
Community	% of Total Project Budget	100% Total Project Construction	75 % Construction Grant Funds	25% Construction project	Additional Admin match	25% Regional Admin Match	Revised Government Match	75% Admin Grant Funds Regional	Total Project Budget	Regional Admin match 12/31/12	MS & Other Work Allocated by Community 12/31/12	Admin & Allocated Project Cost to Date	Admin & Allocated Project Cost Due	Total Admin & Match Paid to Date
Town of Ignacio	2.7797%	\$ 99,512	\$ 74,634	\$ 24,878	\$ 2,172.28	\$ 2,918.65	\$ 29,969	\$ 8,756	\$ 113,359	\$ 1,845.81	\$ 1,314	\$ 5,332	\$ 2,845	\$2,487.00
Ignacio Library		\$ -		\$ -	\$ -	\$ -	\$ -	\$ -	\$ -			\$ -	\$ -	
City of Cortez	29.1231%	\$ 1,042,605	\$ 781,954	\$ 260,651	\$ 22,759.38	\$ 30,579.21	\$ 313,990	\$ 91,738	\$ 1,187,682	\$ 19,338.84	\$ 2,694	\$ 44,509	\$ 1,525	\$42,699.00
City of Durango	17.7115%	\$ 634,072	\$ 475,554	\$ 158,518	\$ 13,841.37	\$ 18,597.08	\$ 190,956	\$ 55,791	\$ 722,302	\$ 11,761.13	\$ 1,284	\$ 27,170	\$ 10,918	\$11,025.00
La Plata County		\$ -		\$ -	\$ -	\$ -	\$ -	\$ -	\$ -			\$ -	\$ -	\$5,512.50
Town of Dolores	1.6119%	\$ 57,705	\$ 43,279	\$ 14,426	\$ 1,259.67	\$ 1,692.47	\$ 17,378	\$ 5,077	\$ 65,735	\$ 1,070.35	\$ 2,659	\$ 4,989	\$ 1,184	\$3,805.00
Town of Silverton	1.5463%	\$ 55,357	\$ 41,518	\$ 13,839	\$ 1,208.41	\$ 1,623.61	\$ 16,671	\$ 4,871	\$ 63,060	\$ 1,026.80	\$ 1,410	\$ 3,645	(118)	\$3,763.50
San Juan County	1.5463%	\$ 55,357	\$ 41,518	\$ 13,839	\$ 1,208.41	\$ 1,623.61	\$ 16,671	\$ 4,871	\$ 63,060	\$ 1,026.80	\$ 1,410	\$ 3,645	\$ 1,901	\$1,744.50
Town of Dove Creek	1.9242%	\$ 68,885	\$ 51,664	\$ 17,221	\$ 1,503.72	\$ 2,020.38	\$ 20,745	\$ 6,061	\$ 78,471	\$ 1,277.72	\$ 288	\$ 3,069	\$ 733	\$2,335.67
Dolores County	1.9242%	\$ 68,885	\$ 51,664	\$ 17,221	\$ 1,503.72	\$ 2,020.38	\$ 20,745	\$ 6,061	\$ 78,471	\$ 1,277.72	\$ 288	\$ 3,069	\$ 100	\$2,968.67
Town of Mancos	1.5506%	\$ 55,511	\$ 41,633	\$ 13,878	\$ 1,211.76	\$ 1,628.11	\$ 16,718	\$ 4,884	\$ 63,235	\$ 1,029.64	\$ 3,690	\$ 5,931	\$ 224	\$5,707.59
Town of Rico	2.2626%	\$ 81,000	\$ 60,750	\$ 20,250	\$ 1,768.18	\$ 2,375.70	\$ 24,394	\$ 7,127	\$ 92,271	\$ 1,502.43	\$ 185	\$ 3,455	\$ 3,282	\$173.25
Town of Bayfield	11.4459%	\$ 409,763	\$ 307,322	\$ 102,441	\$ 8,944.84	\$ 12,018.18	\$ 123,404	\$ 36,055	\$ 466,780	\$ 7,600.51	\$ 18,416	\$ 34,962	\$ 758	\$34,204.00
Town of Pagosa Springs	11.8629%	\$ 424,691	\$ 318,519	\$ 106,173	\$ 9,270.73	\$ 12,456.03	\$ 127,900	\$ 37,368	\$ 483,786	\$ 7,877.42	\$ 2,987	\$ 20,136	\$ 721	\$19,414.65
Archuleta County	11.8629%	\$ 424,691	\$ 318,519	\$ 106,173	\$ 9,270.73	\$ 12,456.03	\$ 127,900	\$ 37,368	\$ 483,786	\$ 7,877.42	\$ 2,987	\$ 20,136	\$ 721	\$19,414.50
Contingency	2.8482%	\$ 101,964	\$ 76,473	\$ 25,491	\$ 2,225.81	\$ 2,990.56	\$ 30,707	\$ 8,972	\$ 116,152	\$ 1,891.29		\$ 4,117	\$ 4,117	\$0.00
Total Budget	100.0000%	\$ 3,580,000	\$ 2,685,000	\$ 895,000	\$ 78,149.00	\$ 105,000	\$ 1,078,149	\$ 315,000	\$ 4,078,149	\$ 66,403.88	\$ 39,612	\$ 184,165	\$ 28,910	\$155,254.83
Total Budget without Regional Design			\$ 3,580,000											
Regional Design & Implementation Support					\$ 78,149	\$ 105,000		\$ 315,000						
			15	15A										
Portion of RD & Implem not allocated to Communities			\$ 66,404	\$ 265,616	x 25%									

Current due by community is highlighted in green

Ignacio

		Budget		Expended as of 12/31/12	Remaining
Construction Grant	(1)	\$ 74,634.00	(6)	\$ 11,682.56	\$ 62,951.44
Construction Match	(2)	\$ 24,878.00	(7)	\$ 3,894.18	\$ 20,983.82
Total Construction		\$ 99,512.00		\$ 15,576.74	\$ 83,935.26
Regional Admin Grant	(3)	\$ 8,755.94	(8)	\$ 5,537.42	\$ 3,218.53
Additional Admin Match	(4)	\$ 2,172.28		\$ 2,172.28	\$ -
Regional Admin Match	(5)	\$ 2,918.65	(9)	\$ 1,845.81	\$ 1,072.84
Total Admin		\$ 13,846.87		\$ 9,555.50	\$ 4,291.37
Total Project		\$ 113,358.87		\$ 25,132.24	\$ 88,226.63

- (1) Construction Grant is column 3 of SCAN SB 232 Grant Project Community Budget
- (2) Construction Match is column 4 of SCAN SB 232 Grant Project Community Budget
- (3) Admin Grant is Column 1 % of SCAN SB 232 Grant Project Community Budget X \$315,000  
(regional design & Implementation Support)
- (4) Additional Admin Match is Column 5 of SCAN SB 232 Grant Project Community Budget,  
which is the \$78,149 allocated by % of construction listed in Column 1
- (5) Admin Match is Column 1 X \$105,000 (regional design & Implementation Support)
- (6) 75% of work allocated by community plus any payments made to communities for  
construction
- (7) 25% of work allocated by community (column 11 of SCAN SB 232 Grant Project Community  
Budget) plus the match for payments made to communities for construction
- (8) 75% of Column 15A (regional design & implementation Support spent to date) of SCAN SB 232  
Grant Project Community Budget x column 1
- (9) 25% of (regional design & implementation Support spent to date) column 10 of SCAN SB 232  
Grant Project Community Budget x column 1

Cortez

		Budget		Expended as of 12/31/12	Remaining
Construction Grant	(1)	\$ 781,954.00	(6)	\$ 602,425.22	\$ 179,528.78
Construction Match	(2)	\$ 260,651.33	(7)	\$ 200,808.35	\$ 59,842.99
Total Construction		\$ 1,042,605.33		\$ 803,233.57	\$ 239,371.76
Regional Admin Grant	(3)	\$ 91,737.62	(8)	\$ 58,016.51	\$ 33,721.11
Additional Admin Match	(4)	\$ 22,759.38		\$ 22,759.38	\$ -
Regional Admin Match	(5)	\$ 30,579.21	(9)	\$ 19,338.84	\$ 11,240.37
Total Admin		\$ 145,076.20		\$ 100,114.72	\$ 44,961.48
Total Project		\$ 1,187,681.54		\$ 903,348.29	\$ 284,333.24

- (1) Construction Grant is column 3 of SCAN SB 232 Grant Project Community Budget
- (2) Construction Match is column 4 of SCAN SB 232 Grant Project Community Budget
- (3) Admin Grant is Column 1 % of SCAN SB 232 Grant Project Community Budget X \$315,000 (regional design & Implementation Support)
- (4) Additional Admin Match is Column 5 of SCAN SB 232 Grant Project Community Budget, which is the \$78,149 allocated by % of construction listed in Column 1
- (5) Admin Match is Column 1 X \$105,000 (regional design & Implementation Support)
- (6) 75% of work allocated by community plus any payments made to communities for construction
- (7) 25% of work allocated by community (column 11 of SCAN SB 232 Grant Project Community Budget) plus the match for payments made to communities for construction
- (8) 75% of Column 15A (regional design & implementation Support spent to date) of SCAN SB 232 Grant Project Community Budget x column 1
- (9) 25% of (regional design & implementation Support spent to date) column 10 of SCAN SB 232 Grant Project Community Budget x column 1



Durango / LaPlata Cty

		Budget		Expended as of 12/31/12	Remaining
Construction Grant	(1)	\$ 475,554.00	(6)	\$ 380,293.80	\$ 95,260.20
Construction Match	(2)	\$ 158,518.00	(7)	\$ 128,048.10	\$ 30,469.90
Total Construction		\$ 634,072.00		\$ 508,341.90	\$ 125,730.10
Regional Admin Grant	(3)	\$ 55,791.25	(8)	\$ 35,283.38	\$ 20,507.87
Additional Admin Match	(4)	\$ 13,841.37		\$ 13,841.37	\$ -
Regional Admin Match	(5)	\$ 18,597.08	(9)	\$ 11,761.13	\$ 6,835.96
Total Admin		\$ 88,229.70		\$ 60,885.88	\$ 27,343.82
Total Project		\$ 722,301.70		\$ 569,227.78	\$ 153,073.92

- (1) Construction Grant is column 3 of SCAN SB 232 Grant Project Community Budget
- (2) Construction Match is column 4 of SCAN SB 232 Grant Project Community Budget
- (3) Admin Grant is Column 1 % of SCAN SB 232 Grant Project Community Budget X \$315,000  
(regional design & Implementation Support)
- (4) Additional Admin Match is Column 5 of SCAN SB 232 Grant Project Community Budget,  
which is the \$78,149 allocated by % of construction listed in Column 1
- (5) Admin Match is Column 1 X \$105,000 (regional design & Implementation Support)
- (6) 75% of work allocated by community plus any payments made to communities for  
construction
- (7) 25% of work allocated by community (column 11 of SCAN SB 232 Grant Project Community  
Budget) plus the match for payments made to communities for construction
- (8) 75% of Column 15A (regional design & implementation Support spent to date) of SCAN SB 232  
Grant Project Community Budget x column 1
- (9) 25% of (regional design & implementation Support spent to date) column 10 of SCAN SB 232  
Grant Project Community Budget x column 1

## Town of Dolores

		Budget		Expended as of 12/31/12	Remaining
Construction Grant	(1)	\$ 43,279.00	(6)	\$ 7,977.50	\$ 35,301.51
Construction Match	(2)	\$ 14,426.33	(7)	\$ 2,659.17	\$ 11,767.17
Total Construction		\$ 57,705.33		\$ 10,636.66	\$ 47,068.67
Regional Admin Grant	(3)	\$ 5,077.42	(8)	\$ 3,211.05	\$ 1,866.37
Additional Admin Match	(4)	\$ 1,259.67		\$ 1,259.67	\$ -
Regional Admin Match	(5)	\$ 1,692.47	(9)	\$ 1,070.35	\$ 622.12
Total Admin		\$ 8,029.57		\$ 5,541.07	\$ 2,488.49
Total Project		\$ 65,734.90		\$ 16,177.73	\$ 49,557.17

- (1) Construction Grant is column 3 of SCAN SB 232 Grant Project Community Budget
- (2) Construction Match is column 4 of SCAN SB 232 Grant Project Community Budget
- (3) Admin Grant is Column 1 % of SCAN SB 232 Grant Project Community Budget X \$315,000 (regional design & Implementation Support)
- (4) Additional Admin Match is Column 5 of SCAN SB 232 Grant Project Community Budget, which is the \$78,149 allocated by % of construction listed in Column 1
- (5) Admin Match is Column 1 X \$105,000 (regional design & Implementation Support)
- (6) 75% of work allocated by community plus any payments made to communities for construction
- (7) 25% of work allocated by community (column 11 of SCAN SB 232 Grant Project Community Budget) plus the match for payments made to communities for construction
- (8) 75% of Column 15A (regional design & implementation Support spent to date) of SCAN SB 232 Grant Project Community Budget x column 1
- (9) 25% of (regional design & implementation Support spent to date) column 10 of SCAN SB 232 Grant Project Community Budget x column 1

## San Juan Cty / Silverton

		Budget		Expended as of 12/31/12	Remaining
Construction Grant	(1)	\$ 83,036.00	(6)	\$ 8,459.34	\$ 74,576.66
Construction Match	(2)	\$ 27,678.67	(7)	\$ 2,819.78	\$ 24,858.89
Total Construction		\$ 110,714.67		\$ 11,279.12	\$ 99,435.55
Regional Admin Grant	(3)	\$ 9,741.65	(8)	\$ 6,160.80	\$ 3,580.86
Additional Admin Match	(4)	\$ 2,416.83		\$ 2,416.83	\$ -
Regional Admin Match	(5)	\$ 3,247.22	(9)	\$ 2,053.60	\$ 1,193.62
Total Admin		\$ 15,405.70		\$ 10,631.22	\$ 4,774.48
Total Project		\$ 126,120.37		\$ 21,910.34	\$ 104,210.02

- (1) Construction Grant is column 3 of SCAN SB 232 Grant Project Community Budget
- (2) Construction Match is column 4 of SCAN SB 232 Grant Project Community Budget
- (3) Admin Grant is Column 1 % of SCAN SB 232 Grant Project Community Budget X \$315,000  
(regional design & Implementation Support)
- (4) Additional Admin Match is Column 5 of SCAN SB 232 Grant Project Community Budget,  
which is the \$78,149 allocated by % of construction listed in Column 1
- (5) Admin Match is Column 1 X \$105,000 (regional design & Implementation Support)
- (6) 75% of work allocated by community plus any payments made to communities for  
construction
- (7) 25% of work allocated by community (column 11 of SCAN SB 232 Grant Project Community  
Budget) plus the match for payments made to communities for construction
- (8) 75% of Column 15A (regional design & implementation Support spent to date) of SCAN SB 232  
Grant Project Community Budget x column 1
- (9) 25% of (regional design & implementation Support spent to date) column 10 of SCAN SB 232  
Grant Project Community Budget x column 1

## Town of Dove Creek

		Budget		Expended as of 12/31/12	Remaining
Construction Grant	(1)	\$ 51,664.00	(6)	\$ 862.97	\$ 50,801.04
Construction Match	(2)	\$ 17,221.33	(7)	\$ 287.66	\$ 16,933.68
<b>Total Construction</b>		<b>\$ 68,885.33</b>		<b>\$ 1,150.62</b>	<b>\$ 67,734.71</b>
Regional Admin Grant	(3)	\$ 6,061.14	(8)	\$ 3,833.17	\$ 2,227.97
Additional Admin Match	(4)	\$ 1,503.72		\$ 1,503.72	\$ -
Regional Admin Match	(5)	\$ 2,020.38	(9)	\$ 1,277.72	\$ 742.66
<b>Total Admin</b>		<b>\$ 9,585.24</b>		<b>\$ 6,614.62</b>	<b>\$ 2,970.62</b>
<b>Total Project</b>		<b>\$ 78,470.57</b>		<b>\$ 7,765.24</b>	<b>\$ 70,705.34</b>

- (1) Construction Grant is column 3 of SCAN SB 232 Grant Project Community Budget
- (2) Construction Match is column 4 of SCAN SB 232 Grant Project Community Budget
- (3) Admin Grant is Column 1 % of SCAN SB 232 Grant Project Community Budget X \$315,000  
(regional design & Implementation Support)
- (4) Additional Admin Match is Column 5 of SCAN SB 232 Grant Project Community Budget,  
which is the \$78,149 allocated by % of construction listed in Column 1
- (5) Admin Match is Column 1 X \$105,000 (regional design & Implementation Support)
- (6) 75% of work allocated by community plus any payments made to communities for  
construction
- (7) 25% of work allocated by community (column 11 of SCAN SB 232 Grant Project Community  
Budget) plus the match for payments made to communities for construction
- (8) 75% of Column 15A (regional design & implementation Support spent to date) of SCAN SB 232  
Grant Project Community Budget x column 1
- (9) 25% of (regional design & implementation Support spent to date) column 10 of SCAN SB 232  
Grant Project Community Budget x column 1



Dolores County

		Budget		Expended as of 12/31/12	Remaining
Construction Grant	(1)	\$ 51,664.00	(6)	\$ 862.97	\$ 50,801.04
Construction Match	(2)	\$ 17,221.33	(7)	\$ 287.66	\$ 16,933.68
Total Construction		\$ 68,885.33		\$ 1,150.62	\$ 67,734.71
Regional Admin Grant	(3)	\$ 6,061.14	(8)	\$ 3,833.17	\$ 2,227.97
Additional Admin Match	(4)	\$ 1,503.72		\$ 1,503.72	\$ -
Regional Admin Match	(5)	\$ 2,020.38	(9)	\$ 1,277.72	\$ 742.66
Total Admin		\$ 9,585.24		\$ 6,614.62	\$ 2,970.62
Total Project		\$ 78,470.57		\$ 7,765.24	\$ 70,705.34

- (1) Construction Grant is column 3 of SCAN SB 232 Grant Project Community Budget
- (2) Construction Match is column 4 of SCAN SB 232 Grant Project Community Budget
- (3) Admin Grant is Column 1 % of SCAN SB 232 Grant Project Community Budget X \$315,000  
(regional design & Implementation Support)
- (4) Additional Admin Match is Column 5 of SCAN SB 232 Grant Project Community Budget,  
which is the \$78,149 allocated by % of construction listed in Column 1
- (5) Admin Match is Column 1 X \$105,000 (regional design & Implementation Support)
- (6) 75% of work allocated by community plus any payments made to communities for  
construction
- (7) 25% of work allocated by community (column 11 of SCAN SB 232 Grant Project Community  
Budget) plus the match for payments made to communities for construction
- (8) 75% of Column 15A (regional design & implementation Support spent to date) of SCAN SB 232  
Grant Project Community Budget x column 1
- (9) 25% of (regional design & implementation Support spent to date) column 10 of SCAN SB 232  
Grant Project Community Budget x column 1

Mancos

		Budget		Expended as of 12/31/12	Remaining
Construction Grant	(1)	\$ 41,633.00	(6)	\$ 11,069.60	\$ 30,563.40
Construction Match	(2)	\$ 13,877.67	(7)	\$ 3,689.87	\$ 10,187.80
Total Construction		\$ 55,510.67		\$ 14,759.47	\$ 40,751.20
Regional Admin Grant	(3)	\$ 4,884.32	(8)	\$ 3,088.93	\$ 1,795.39
Additional Admin Match	(4)	\$ 1,211.76		\$ 1,211.76	\$ -
Regional Admin Match	(5)	\$ 1,628.11	(9)	\$ 1,029.64	\$ 598.46
Total Admin		\$ 7,724.19		\$ 5,330.33	\$ 2,393.85
Total Project		\$ 63,234.85		\$ 20,089.80	\$ 43,145.05

- (1) Construction Grant is column 3 of SCAN SB 232 Grant Project Community Budget
- (2) Construction Match is column 4 of SCAN SB 232 Grant Project Community Budget
- (3) Admin Grant is Column 1 % of SCAN SB 232 Grant Project Community Budget X \$315,000 (regional design & Implementation Support)
- (4) Additional Admin Match is Column 5 of SCAN SB 232 Grant Project Community Budget, which is the \$78,149 allocated by % of construction listed in Column 1
- (5) Admin Match is Column 1 X \$105,000 (regional design & Implementation Support)
- (6) 75% of work allocated by community plus any payments made to communities for construction
- (7) 25% of work allocated by community (column 11 of SCAN SB 232 Grant Project Community Budget) plus the match for payments made to communities for construction
- (8) 75% of Column 15A (regional design & implementation Support spent to date) of SCAN SB 232 Grant Project Community Budget x column 1
- (9) 25% of (regional design & implementation Support spent to date) column 10 of SCAN SB 232 Grant Project Community Budget x column 1

## Rico

		Budget		Expended as of 12/31/12	Remaining
Construction Grant	(1)	\$ 60,750.00	(6)	\$ 554.44	\$ 60,195.56
Construction Match	(2)	\$ 20,250.00	(7)	\$ 184.81	\$ 20,065.19
<b>Total Construction</b>		<b>\$ 81,000.00</b>		<b>\$ 739.25</b>	<b>\$ 80,260.75</b>
Regional Admin Grant	(3)	\$ 7,127.09	(8)	\$ 4,507.30	\$ 2,619.79
Additional Admin Match	(4)	\$ 1,768.18		\$ 1,768.18	\$ -
Regional Admin Match	(5)	\$ 2,375.70	(9)	\$ 1,502.43	\$ 873.26
<b>Total Admin</b>		<b>\$ 11,270.97</b>		<b>\$ 7,777.91</b>	<b>\$ 3,493.06</b>
<b>Total Project</b>		<b>\$ 92,270.97</b>		<b>\$ 8,517.16</b>	<b>\$ 83,753.81</b>

- (1) Construction Grant is column 3 of SCAN SB 232 Grant Project Community Budget
- (2) Construction Match is column 4 of SCAN SB 232 Grant Project Community Budget
- (3) Admin Grant is Column 1 % of SCAN SB 232 Grant Project Community Budget X \$315,000  
(regional design & Implementation Support)
- (4) Additional Admin Match is Column 5 of SCAN SB 232 Grant Project Community Budget,  
which is the \$78,149 allocated by % of construction listed in Column 1
- (5) Admin Match is Column 1 X \$105,000 (regional design & Implementation Support)
- (6) 75% of work allocated by community plus any payments made to communities for  
construction
- (7) 25% of work allocated by community (column 11 of SCAN SB 232 Grant Project Community  
Budget) plus the match for payments made to communities for construction
- (8) 75% of Column 15A (regional design & implementation Support spent to date) of SCAN SB 232  
Grant Project Community Budget x column 1
- (9) 25% of (regional design & implementation Support spent to date) column 10 of SCAN SB 232  
Grant Project Community Budget x column 1

## Town of Bayfield

		Budget		Expended as of 12/31/12	Remaining
Construction Grant	(1)	\$ 307,322.00	(6)	\$ 72,871.58	\$ 234,450.42
Construction Match	(2)	\$ 102,440.67	(7)	\$ 24,290.53	\$ 78,150.14
Total Construction		\$ 409,762.67		\$ 97,162.11	\$ 312,600.56
Regional Admin Grant	(3)	\$ 36,054.54	(8)	\$ 22,801.53	\$ 13,253.00
Additional Admin Match	(4)	\$ 8,944.84		\$ 8,944.84	\$ -
Regional Admin Match	(5)	\$ 12,018.18	(9)	\$ 7,600.51	\$ 4,417.67
Total Admin		\$ 57,017.56		\$ 39,346.89	\$ 17,670.67
Total Project		\$ 466,780.23		\$ 136,509.00	\$ 330,271.23

- (1) Construction Grant is column 3 of SCAN SB 232 Grant Project Community Budget
- (2) Construction Match is column 4 of SCAN SB 232 Grant Project Community Budget
- (3) Admin Grant is Column 1 % of SCAN SB 232 Grant Project Community Budget X \$315,000  
(regional design & Implementation Support)
- (4) Additional Admin Match is Column 5 of SCAN SB 232 Grant Project Community Budget,  
which is the \$78,149 allocated by % of construction listed in Column 1
- (5) Admin Match is Column 1 X \$105,000 (regional design & Implementation Support)
- (6) 75% of work allocated by community plus any payments made to communities for  
construction
- (7) 25% of work allocated by community (column 11 of SCAN SB 232 Grant Project Community  
Budget) plus the match for payments made to communities for construction
- (8) 75% of Column 15A (regional design & implementation Support spent to date) of SCAN SB 232  
Grant Project Community Budget x column 1
- (9) 25% of (regional design & implementation Support spent to date) column 10 of SCAN SB 232  
Grant Project Community Budget x column 1

Town of Pagosa Springs / Archuleta Cty

		Budget		Expended as of 12/31/12	Remaining
Construction Grant	(1)	\$ 637,037.00	(6)	\$ 166,822.84	\$ 470,214.17
Construction Match	(2)	\$ 212,345.67	(7)	\$ 55,607.61	\$ 156,738.06
Total Construction		\$ 849,382.67		\$ 222,430.44	\$ 626,952.23
Regional Admin Grant	(3)	\$ 74,736.18	(8)	\$ 47,264.50	\$ 27,471.69
Additional Admin Match	(4)	\$ 18,541.45		\$ 18,541.45	\$ -
Regional Admin Match	(5)	\$ 24,912.06	(9)	\$ 15,754.83	\$ 9,157.23
Total Admin		\$ 118,189.70		\$ 81,560.79	\$ 36,628.91
Total Project		\$ 967,572.37		\$ 303,991.23	\$ 663,581.14

- (1) Construction Grant is column 3 of SCAN SB 232 Grant Project Community Budget
- (2) Construction Match is column 4 of SCAN SB 232 Grant Project Community Budget
- (3) Admin Grant is Column 1 % of SCAN SB 232 Grant Project Community Budget X \$315,000  
(regional design & Implementation Support)
- (4) Additional Admin Match is Column 5 of SCAN SB 232 Grant Project Community Budget,  
which is the \$78,149 allocated by % of construction listed in Column 1
- (5) Admin Match is Column 1 X \$105,000 (regional design & Implementation Support)
- (6) 75% of work allocated by community plus any payments made to communities for  
construction
- (7) 25% of work allocated by community (column 11 of SCAN SB 232 Grant Project Community  
Budget) plus the match for payments made to communities for construction
- (8) 75% of Column 15A (regional design & implementation Support spent to date) of SCAN SB 232  
Grant Project Community Budget x column 1
- (9) 25% of (regional design & implementation Support spent to date) column 10 of SCAN SB 232  
Grant Project Community Budget x column 1

## Summary

		Budget		Expended as of 12/31/12	Remaining
Construction Grant	(1)	\$ 2,685,000.00	(6)	\$ 1,263,882.80	\$ 1,421,117.20
Construction Match	(2)	\$ 895,000.00	(7)	\$ 422,577.70	\$ 472,422.30
Total Construction		\$ 3,580,000.00		\$ 1,686,460.50	\$ 1,893,539.50
Regional Admin Grant	(3)	\$ 315,000.00	(8)	\$ 199,211.63	\$ 115,788.37
Additional Admin Match	(4)	\$ 78,149.00		\$ 78,149.00	\$ -
Regional Admin Match	(5)	\$ 105,000.00	(9)	\$ 66,403.88	\$ 38,596.12
Total Admin		\$ 498,149.00		\$ 343,764.51	\$ 154,384.49
Total Project		\$ 4,078,149.00		\$ 2,030,225.01	\$ 2,047,923.99

- Announcement/Proclamation
- Special Presentation
- Report

- Consent
- Decision

**AGENDA SUBMISSION FORM**  
**Southwest Colorado Council of Governments**

Date of Board Meeting: March 1, 2013		<input type="checkbox"/>
Staff: Susan Hakanson	Presentation Time: 5 minutes	<input type="checkbox"/>
Subject: Directors Reports	Discussion Time: 10 minutes	
Reviewed by Attorney? <input type="checkbox"/> Yes   Attorney: _____ <input checked="" type="checkbox"/> N/A <input type="checkbox"/> No fiscal impact Committee Approval _____ <input checked="" type="checkbox"/> Yes <input type="checkbox"/> N/A		

Background:

**A. SWCCOG Directors Reports**

- i. All Hazards Committee Grant update – Nothing to Report
- ii. Training Opportunities – Regional Planning
- iii. DoLA Grant
- iv. Housing (under DoLA Report)
- v. Transit Council minutes & update
- vi. GIS
- vii. Public Safety
- viii. Final revisions of documents amended at prior meeting:  
 Reallocation of SCAN Grant Funds  
 Advanced Telecommunications Systems Network Policy  
 Resolution 13-03

**Fiscal Impact:**

---

Recommended Action:

---

**Accompanying Documents:**

---

ADDITIONAL INSTRUCTIONS

None

5.B Directors Reports - A



- Announcement/Proclamation
- Special Presentation
- Report

- Consent
- Decision

**AGENDA SUBMISSION FORM**  
**Southwest Colorado Council of Governments**

Date of Board Meeting: March 1, 2013		<input type="checkbox"/>
Staff: Susan Hakanson	Presentation Time: 2 minutes	<input type="checkbox"/>
Subject: Planning Commission Training	Discussion Time: 5 minutes	
Reviewed by Attorney? <input type="checkbox"/> Yes   Attorney: _____ <input checked="" type="checkbox"/> N/A <input type="checkbox"/> No fiscal impact Committee Approval _____ <input checked="" type="checkbox"/> Yes <input type="checkbox"/> N/A		

**Background:**

During the February SWCCOG Board meeting, staff was directed to pursue training opportunities for regional planning boards and commissions. Joe Kerby told the Board that LPC was also pursuing training, and asked that Susan work with LCP Planning Director Damian Peduto as to not duplicate projects. Chris LaMay told the Board about opportunities through DoLA for training.

Susan and Damian met with Andy Hill from DoLA to begin to discuss options for a regional training. Susan sent out a survey based on these conversations and will share the results at the meeting.

**Fiscal Impact:**

Recommended Action:

**Accompanying Documents:**

ADDITIONAL INSTRUCTIONS

None



- Announcement/Proclamation
- Special Presentation
- Report

- Consent
- Decision

### AGENDA SUBMISSION FORM Southwest Colorado Council of Governments

Date of Board Meeting: March 1, 2013		<input type="checkbox"/>
Staff: Susan Hakanson	Presentation Time: 2 minutes	<input type="checkbox"/>
Subject: DoLA Grant	Discussion Time: 2 minutes	
Reviewed by Attorney? <input type="checkbox"/> Yes    Attorney: _____ <input checked="" type="checkbox"/> N/A <input type="checkbox"/> No fiscal impact Committee Approval _____ <input type="checkbox"/> Yes <input type="checkbox"/> N/A		

**Background:** A complete and signed copy of the DoLA EIA grant was received last month and staff is preparing to initial documents to move forward to complete the project objectives.

**1. PROJECT DESCRIPTION, OBJECTIVES AND REQUIREMENTS**

The Project consists of partially financing community and economic development projects for the Southwest Colorado Council of Governments (SWCCOG) ("Contractor"). The SWCCOG consists of local governments in state planning Region 9.

The community and economic development projects include:

1. In collaboration with a qualified consultant(s), produce a Broadband operations and business plan, needed agreements, memoranda of understanding (MOUs) or intergovernmental agreements (IGAs) and recommended policies for the Southwest Colorado Access Network (SCAN). The SWCCOG received a \$3.0 million grant to construct a local government, regional broadband infrastructure network (SCAN). This project will help ensure the sustainability and maintenance of the network by developing a business model, plan and agreements to operate and maintain the system that is comprised of the various community systems. SWCCOG's goal is for the SCAN to be self-sufficient and operate as an enterprise.
2. In collaboration with a qualified consultant(s), facilitate a discussion between SWCCOG members and staff that will help determine the best use of SWCCOG efforts and resources.
3. In coordination with the regional housing organizations, the regional transit providers in the southwest and the regional senior services providers in the southwest, develop a database of services, develop and select priorities and produce a web based information system and develop a strategic plan for the SWCCOG and its individual members as it relates to these three service areas (collectively referred to as "Southwest Connect").

Eligible project expenses include consultant services. Salary and benefit costs for SWCCOG staff for documented hours directly spent on the projects listed above will be provided by Grantee as in-kind contribution. A contract for the consultant services shall be awarded to a qualified firm through a formal RFP or competitive selection process.

Energy and Mineral Impact Assistance program funds in the amount of FIFTY THOUSAND AND XX/100 Dollars (\$50,000.00) are provided under this Contract to finance Project costs. The Contractor shall provide FIFTY TWO THOUSAND AND XX/100 Dollars (\$52,000.00) in Project financing from sources other than State funds, and, in any event, is responsible for all Project cost in excess of FIFTY THOUSAND AND XX/100 Dollars (\$50,000.00). The Contractor expects to provide both a cash contribution as well as in-kind labor. The value of the in-kind labor is \$32,000.00. The Contractor is required to document the time and value of the in-kind labor.

1. Dr. Rick and Ms. Hakanson will move forward with all SCAN documents and agreements necessary to move the project toward self-sufficiency. Ms. Hakanson's time spent specifically on this project, (as paid by La Plata County), will be used directly as matching funds for the grant.

3.F DoLA Grant - A

2. Ms. Hakanson, working with regional directors will move toward a sustainability plan. Ms. Hakanson's time spent specifically on this project, (as paid by La Plata County), will be used directly as matching funds for the grant.
3. Ms. Hakanson is prepared to release RFP's for contractors to complete the necessary projects related to the regional housing priority. RHA has received a grant to participate in this project and working in partnership with SWCCOG will add \$32,000 in matching funds, other funding is being sought through additional partners.

---

**Fiscal Impact: This grant brings \$50,000 directly to the SWCCOG budget, with \$52,000 being added in matching funds by other funders, and in in-kind donation by LPC of Susan Hakanson's time, as well as by other regional staff working on specific SWCCOG initiatives.**

---

Recommended Action: Give staff direction to move forward with the specific projects of the DoLA Grant.

---

**Accompanying Documents:**

---

---

None

ADDITIONAL INSTRUCTIONS

***Southwest Colorado Regional Transit Coordinating Council***  
***Meeting Agenda***  
***Feb. 26<sup>th</sup>, 2013***

3:30 to 5pm followed by Social Hour at Ska Brewing  
Region 9 conference room; 295A Girard St., Durango  
and via phone conference 661-673-8600 access code 850589#

**1. Welcome, Introductions, and Sign In**

**2. Decision**

- Approve Nov. 2012 Meeting Minutes
- Additions/Changes to the Agenda?

**3. Discussion/ Updates:**

- Organizational updates
- SWConnect Transit Mapping Project: **Terry**
- November PASS training: **Amber**
- Transit Coordinating Council Funds & Grant Review: **Laura**
- 2013 Goals Transit Coordinating Council
- Current state actions and legislative bills around transit: **Erica / Susan**
- Strategy for Education Election Officials about Transit needs/ services

**4. Next meeting**

- Scheduling
- Facilitator
- Request for Agenda Items?

**5. Other News and Updates...**

**6. Adjourn Meeting**

# STATE OF COLORADO

## DEPARTMENT OF TRANSPORTATION

Division of Transit and Rail  
4201 E. Arkansas Avenue  
Shumate Building  
Denver, CO 80222  
(303) 512-4045 Phone  
(303) 757-9727 FAX



February 20, 2013

Laura Lewis Marchino  
Executive Director  
295A Girard Street  
Durango, CO 81303

Dear Laura,

On behalf of the Colorado Department of Transportation, I would like to congratulate you on the success of your 2013 Regional Coordinating Council grant proposal. This year, you are awarded \$11,000 with the line items to follow:

- Travel Voucher Admin – \$3,000
- Travel Voucher Consultant/program development –\$6,500
- RCC Facilitation-\$1,500

In the upcoming weeks, I will be working on a Purchase Order through CDOT, so that you may begin the reimbursement process. You may not ask for reimbursement on these funds until this process is complete.

I wish you continued success with your Regional Coordinating Council. Please feel free to call me with any questions or concerns you may have at 303-512-4045.

Best Regards,

A handwritten signature in black ink, appearing to read "Angela Graham", is written over a faint, larger version of the same signature.

Angela Graham, MPA  
Grants Coordinator Region 1 and 6  
Human Services Transportation Specialist

- Announcement/Proclamation
- Special Presentation
- Report

- Consent
- Decision

**AGENDA SUBMISSION FORM**  
**Southwest Colorado Council of Governments**

Date of Board Meeting: March 1, 2013		<input type="checkbox"/>
Staff: Susan Hakanson	Presentation Time:     minutes	<input type="checkbox"/>
Subject:GIS	Discussion Time:     minutes	
Reviewed by Attorney? <input type="checkbox"/> Yes   Attorney:_____ <input checked="" type="checkbox"/> N/A <input type="checkbox"/> No fiscal impact Committee Approval _____ <input type="checkbox"/> Yes <input type="checkbox"/> N/A		

**Background:**

Staff will continue to meet with regional GIS staff on specific projects. Susan had an opportunity to meet with the Governor’s Office of IT staff person Megan Chadwick regarding regional projects and several are of interest to the state office.

Our regional plan to add our SCAN project to our GIS systems as a layer could be utilized as a model for state wide efforts, as well as for the Blueprint for Colorado initiative. It is also believed that our project may a prototype for rural aspects of the FirstNet project.

Our regional asset mapping project utilizing SWConnect could also be utilized as a model for the Blueprint for Colorado initiative.

---

**Fiscal Impact: We will look for funding based on these regional opportunities.**

---

Recommended Action:

---

**Accompanying Documents:**

---

ADDITIONAL INSTRUCTIONS

None

5.B vi. GIS - A



- Announcement/Proclamation
- Special Presentation
- Report

- Consent
- Decision

**AGENDA SUBMISSION FORM**  
**Southwest Colorado Council of Governments**

Date of Board Meeting: March 1, 2013		<input type="checkbox"/>
Staff: Susan Hakanson	Presentation Time:     minutes	<input type="checkbox"/>
Subject: Public Safety	Discussion Time:     minutes	
Reviewed by Attorney? <input type="checkbox"/> Yes   Attorney: _____ <input checked="" type="checkbox"/> N/A <input type="checkbox"/> No fiscal impact Committee Approval _____ <input checked="" type="checkbox"/> Yes <input type="checkbox"/> N/A		

**Background:**

Meetings are taking place with regional public safety staff and IT staff to develop best use projects under the SCAN. 16 regional staff members from public safety and IT came together to discuss needs and funding opportunities regarding several projects that had been identified at the previous meeting. Potential grants and other funding sources are being researched and identified. To develop a plan for specific needs and objectives under a grant, the group decided to gather specific information on three main projects; Video Arraignment, GPS Tracking Software and Jail Management or Records Management Systems.

The following questions were developed and sent to the committee.

1. What technology do you already have? (In regards to video arraignment, GPS tracking & software - i.e. coplink, jail management or records management system (Spillman).)
2. What technology do you need? (video arraignment, GPS or software - i.e. coplink, spillman)
3. What technology do you want? (*Go ahead - think big*)
4. Do you have equipment upgrades needed to serve your community?

Information will be compiled and brought back to the group for discussion.

**Fiscal Impact:**

Recommended Action:

**Accompanying Documents:**

ADDITIONAL INSTRUCTIONS



## **Reallocation of SCAN Grant Funds**

*In the event that one or more of the local government partners declines to participate in the SCAN Grant project in full or in part, the funds not utilized for that local government's project may be utilized by other member organizations to expand their own community projects. This will require the participating community receiving the reallocated funds to increase their local match accordingly to include the construction match and regional administration match allocated to those funds they will receive. The reallocation of the grant funds will require a recalculation of the administrative match percentage tied to the transferred funds.*

*Requests to utilize those funds which are to be reallocated will come to the Southwest Colorado Council of Governments ( SWCCOG) Telecom Committee for first review, discussion and, in the case of multiple requests, prioritization.*

*The requests will include a complete history of any grant funds utilized to date, estimates for the proposed project(s) in the request, specific information regarding how the project will benefit the community and / or the SCAN project as a whole, a timeline for completion.*

*Requests or a prioritized list of requests will be presented to the SWCCOG Board for consideration and approval.*

*Priorities will be based on:*

- a. Member organization has met current grant requirements,*
- b. Member organization can meet match requirement,*
- c. Funds will be used to fill in shortfall needed to complete original project scope,*
- d. Project proposed can meet the grant deadline, (Detailed plan and time-line to be submitted)*
- e. Member organization can demonstrate need for additional funds.*



## **Advanced Telecommunications Systems Network Policy**

### **Mission Statement**

The Mission of the Southwest Colorado Access Network "SCAN" is to:

Implement a regional telecommunications network that provides infrastructure to enable public offices to connect to one another within a community, and aggregate demand to purchase telecommunications services more effectively. This will enable public offices throughout the region to network and aggregate their service delivery.

### **Vision Statement**

Local public offices control their own telecommunications destiny with a private network supported by publicly owned infrastructure on an open access network model that provides very high speed transmission and large amounts of bandwidth at reasonable costs. The network provides the ability to aggregate demand among community public offices that further enhances the ability to acquire telecommunications services on the most cost effective and efficient basis possible. The availability of excess capacity within an open access network model enables the private sector to extend advanced telecommunications systems access and services to businesses and residents into areas where previously not financially feasible.

### **Description of Regional Network Architecture**

The Southwest Colorado Access Network (SCAN) will build a state of the art telecommunications network supported by publicly-owned or leased infrastructure to provide secure connections between participating community public offices including: government, education, law enforcement, search and rescue, medical facilities, and others.

The regional network will provide connectivity for Southwest Colorado Council of Governments (SWCCOG) members ranging from Pagosa Springs on the east, to Dove Creek on the west. The regional network will include two hub locations for the outlying communities and colleges to connect. The two regional hubs (Durango and Cortez) will be connected via a system that allows for secure traffic to flow from all areas of the region, utilizing the applications and systems necessary, without the issues of degrading the signal. . Each community will build an intra-community network to aggregate services at a common point. Aggregation of demand region-wide is a major goal of the project. Where feasible, each community aggregation point will connect to one or both of the regional hub sites. Upstream connectivity will be from the regional hubs, or from community aggregation points for communities where connectivity to the regional hub is infeasible.

Inter- and intra-community SCAN network segments may be: new construction executed by the SWCOG members; new construction executed by private carriers in partnership with the SWCCOG members; leased services from private carriers; or other deployments. High capacity connectivity at reasonable operational costs is the hallmark of the project. When feasible, fiber connectivity is preferred, but copper and wireless services will be considered where fiber deployment proves to be unrealistic.

The regional network will provide services for local governments. Furthermore, excess capacity in a logically separate open access / open services network will be made available for private service providers to utilize. Providing an open access / open services model is a requirement of the original DoLA grant funding. Logical service provider connections throughout the network should be accommodated.

### **Beliefs:**

- The Southwest Colorado region that makes up the district of the SWCCOG is rural in nature, with populations that are often isolated from necessary services and infrastructure such as adequate advanced telecommunications systems. Not having access to advanced telecommunications systems service or adequate advanced telecommunications systems service and applications limit institutions, individuals and businesses from participating fully in the nation's economy, democracy, culture and society.
- Economic growth and educational development in southwest Colorado depend in large part on the range and quality of telecommunications services available to public and private institutions, businesses and residents.
- By aggregating demand in each participating community and throughout the region, SCAN will offer faster speeds, greater throughput, and the ability to deliver services in an efficient and cost-effective manner to SWCCOG members including, but not limited to: data transfer, application sharing, digital telephony, and other advanced digital services.
- Public funds allocated for advanced telecommunications systems development may be used to compensate for the lack of private advanced telecommunications systems investment in unserved and underserved communities, such as rural areas and low-income areas.
- Public funding should prioritize reaching communities that do not have access to advanced telecommunications systems, rather than rebuilding or overbuilding existing networks.
- Oversight, transparency, accountability, and public access information are important components of all advanced telecommunications systems development projects funded by tax payer's money.

## Un-Served or Underserved

Un-served or Underserved can be defined by the following:

1. No service is currently available.
2. Cost of advanced telecommunications systems service currently available is 10% or higher than that of comparable service in a similar service area.
3. Current speeds available fail to allow organizations to utilize the applications necessary to conduct business.
4. Organization has no access to advanced telecommunications systems services due to hardware limitations.

When seeking public funds to service an organization, the SCAN entity should strive to:

1. Partner with private or non-profit service provider where possible and assist that provider in extending infrastructure to the organization to achieve optimal advanced telecommunications systems services;
2. Work with the service provider to ensure advanced telecommunications systems are available at an affordable rate for the target organization;
3. Work with service provider to ensure advanced telecommunications systems are available at optimal speeds for the targeted organization.

## SCAN Access and Users

### First Tier:

The first priority of the SCAN project is the advanced telecommunications systems connectivity of the SWCCOG membership.

First Tier users include all member entities in good standing at the time of the grant project agreement.

Town of Bayfield City of Cortez Town of Dolores Town of Dove Creek City of Durango Town of Ignacio Town of Mancos Town of Pagosa Springs Town of Rico Town of Silverton	Archuleta County Dolores County La Plata County San Juan County
--	--

First Tier organizations have full access to benefits and full participation in revenue and cost sharing.

## **Second Tier:**

Second Tier users include all other governmental organizations such as special districts, and “other political sub-divisions under the State” to include public school districts.

- Access as participants in the purchasing consortium, as deemed appropriate by partnering local SWCCOG member organization;
- **Or**
- Access to the SCAN infrastructure only through a separate service provider.
- No revenue sharing is available to Second Tier organizations.

## **Third Tier:**

Third Tier organizations include all other users including Non-Profit Organizations and Private Enterprise. The SCAN network may deliver dark fiber for third tier connection to the network infrastructure only through a separate service provider.

- No cost sharing is available to Third Tier organizations.
- No revenue sharing is available to Third Tier organizations.

*In the case where no private or non-profit service provider can or will offer advanced telecommunications systems service within a acceptable time frame to un-served or underserved organizations or populations, the SCAN reserves the right to extend advanced telecommunications systems access directly as allowable by state law.*

## **General Operations**

*Member organizations are encouraged to utilize the SCAN Network to collaborate with other member organizations to share services or software, and to offer any such collaboration to all member organizations.*

*If the member organizations wish that agreements be developed, software or services researched or developed or administered by SCAN staff, an administrative fee will be required, based on actual usage and cost. If the member organizations wish to support and administer the project, they will do so with their own staff and at no additional payment to the SCAN administration.*

*If a community chooses to release funds back to the SWCCOG for other communities or if a community elects to use additional DoLA grant funds, it's administration fee will be adjusted accordingly. Any funds released will be reallocated in accordance with the SWCCOG Reallocation Policy. For funds from the 2010 DoLA grant, communities must agree to utilize funds or request return for reallocation by March 31, 2013.*

## SCAN Operation Fees

*To operate and maintain the SCAN, a system of fees will be negotiated on a bi-annual basis. This negotiation will take place in September finalized in October in odd number years to reflect the actual cost of operating and maintaining the system.*

### *Fees will be based on:*

#### Ramp Fee (Connectivity Fee)

- Fee covers Network maintenance (staff hours and fiber).
- Ramp Fee is to be paid by all “original SCAN participants” , consisting of member organizations or other entities who use(d) the DoLA funds to build or connect to the SCAN who connect to the SCAN Network.
- This fee will be re-evaluated bi-annually to determine what is necessary for maintenance. At such a time that this fee is no longer needed to maintain the system, the fee will be reduced or eliminated.

#### Internet Bandwidth Usage

- Fee covers cost of Internet & Transport (port fees).
- SCAN General Manager will determine usage fee per term of lease based on real cost.

#### Internet Admin Fee

- Fee covers cost of routers & equipment.
- Leased Assets  
Revenue from fiber IRU's with vendors. If the member organizations wish that agreements be developed, and services researched or developed or administered by SCAN staff, an administrative fee will be required. Fees paid for SCAN administration will be based on a 5% of gross revenue, with additional fees negotiated as needed on the bi-yearly fees resolution schedule.

#### E-Tics Software

- Direct payment for service from SWCCOG Members.

#### Other

- Payment for services from SWCCOG members (such as: credit card payment systems, voice systems, admin costs on joint projects etc.).

## **Fiber Repair Fund**

A fiber repair fund is to be developed utilizing budget funds. This fund shall hold a minimum of 8% of the total operational costs, and not to exceed 16 %. Once the fund is established, the overall cost to members to fund the SCAN will be reduced. This fund is to be used to cover expenses in the case of damage or destruction of the SCAN fiber system, hardware and software. These funds are intended to be used for the immediate repair, and will be replaced as quickly as possible by the member organization utilizing the fund.





Resolution 13-03

**Resolution to Adopt the SWCCOG SCAN Fee Schedule for 2013-2014**

**WHEREAS**, the Southwest Colorado Council of Governments (SWCCOG) received a 3 million dollar grant to connect all municipalities and counties in the region with a fiber network (SCAN); and

**WHEREAS**, the member entities of the SWCCOG agreed to a 25% match of grant funds to complete the network; and

**WHEREAS**, the \$4 million dollar investment will facilitate the connectivity with a series of fiber loops that will be owned by the member jurisdiction where the fiber is located; and

**WHEREAS**, the fiber connection will allow member jurisdictions to collaborate, share services and products, and to aggregate services and products; and

**WHEREAS**, the fiber connection will be utilized jointly, with shared equipment and with the potential of shared services; and

**WHEREAS**, some accumulated maintenance and repair of common elements such as switches and other devices will need to be coordinated and completed; and

**WHEREAS**, some services and products will need to be developed, coordinated, and otherwise facilitated; and

**WHEREAS**, a cost sharing model to operate and maintain the network will be utilized, and a system of fees will be negotiated on a bi-annual basis. This negotiation will take place in September, and will be finalized in October in odd number years to reflect the actual cost of operating and maintaining the system.

**NOW, THEREFORE, BE IT RESOLVED BY** the Board of Directors of the SWCCOG, Colorado:

That the SWCCOG's SCAN fee schedule in Exhibit A be adopted.

ADOPTED, this 1st day of February, 2013

Attest: \_\_\_\_\_

Bryce Capron, Chairman of SWCCOG

**Exhibit A – 2013 – 2014 SWCCOC SCAN Fee Schedule:**

**Ramp Fee (Connectivity Fee) \$75.00 per month or \$900.00 per year**

- *Fee covers Network maintenance (staff hours and fiber).*
- *Ramp Fee is to be paid by all “original SCAN participants,” consisting of member organizations or other entities who use(d) the DoLA funds to build or connect to the SCAN.*
- *Ramp Fees will be paid by any original SCAN participants that connect to the SCAN Network.*
- *This fee will be re-evaluated bi-annually to determine what is necessary for maintenance. At such a time that this fee is no longer needed to maintain the system, the fee will be reduced or eliminated.*

**Internet Bandwidth Usage - \$2.50 dollars per Mg.**

- *Fee covers cost of Internet & Transport (port fees).*
- *SCAN General Manager will determine usage fee per term of lease based on real cost.*

**Internet Admin Fee - \$1.50 Dollars per Mg.**

- *Fee covers cost of routers & equipment.*

**Leased Assets**

Revenue from fiber IRU's with vendors. If the member organizations wish that agreements be *developed, and services researched or developed or administered by SCAN staff, an administrative fee will be required. Fees paid for SCAN administration will be based on 5% of revenue, with additional fees negotiated as needed on the bi-annual fees resolution schedule.*

**E-Tics Software \$8400.00 to be shared by the City of Cortez and Durango/La Plata County**

- Direct payment for service from SWCCOG Members.